



KİMYA MÜHENDİSLİĞİ

BİLİMSEL KONU BAŞLIĞI ALTINDA
BİLİMSEL ÇIKTILAR, PERFORMANS ANALİZİ
VE
İŞBİRLİĞİ FIRSATLARI



EĞİTİM VE İSTATİSTİK BİRİMİ

15.06.2015

GENEL GÖRÜNÜM

TÜRKİYE

(2010-2015)

“KİMYA MÜHENDİSLİĞİ” BİLİMSEL KONU BAŞLIĞI BAZINDA;

TÜRKİYE’DE YERLEŞİK KURUMLARIN TOPLAM YAYIN ÜRETİM GÖSTERGELERİ

YAYIN SAYISI VE DİSİPLİNLERE GÖRE YAYIN YÜZDELERİ

(2010-2015)

Turkey

Source: Scopus data up to 18 May 2015

2010 to >2015

Chemical Engineering

Summary

Publications

Citations

Authors

Competencies

Institutions

Overall research performance

Publications
6,856 ▲

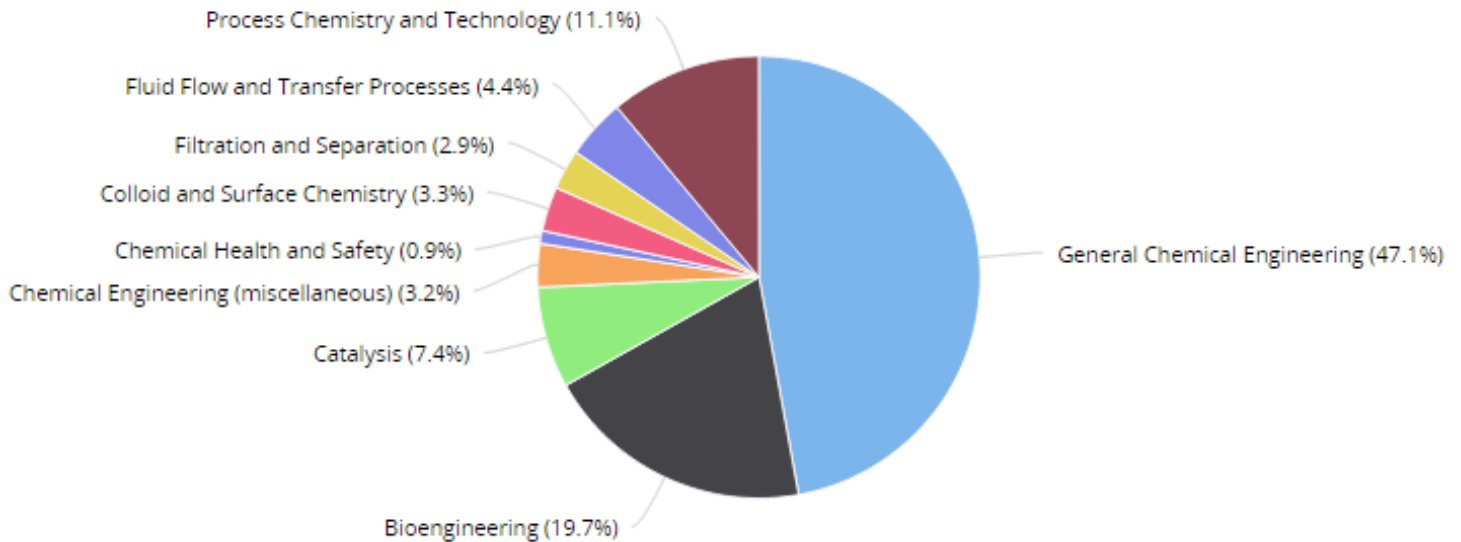
Citations
37,966

Authors
9,683 ▲

Field-Weighted Citation Impact
1.13

Citations per Publication
5.5

Publications by Journal Category



“KİMYA MÜHENDİSLİĞİ” BİLİMSEL KONU BAŞLIĞI ALTINDA;

TÜRKİYE’DE YERLEŞİK KURUMLARIN YAYIN ÜRETİM SIRALAMASI

YAYIN SAYISI BAZINDA

(2010-2015)

Institutions in Turkey

78 of the 80 Institutions in Turkey have publications within Chemical Engineering (2010 to >2015):

Institution	Publications	Authors	Citations
1. Istanbul Technical University	553 ▲	585 ▲	2,999
2. Middle East Technical University	538 ▼	574 ▼	3,368
3. Ege University	463 ▼	521 ▲	2,728
4. Hacettepe University	352 ▲	383 ▲	2,031
5. Istanbul University	323 ▼	326 ▼	1,304
6. Yıldız Technical University	306 ▲	298 ▲	1,716
7. Gazi University	283 ▲	300 ▼	1,512
8. Ataturk University	247 ▲	297 ▼	1,312
9. Ankara University	230 ▲	294 ▲	1,037
10. Selcuk University	215 ▲	250 ▼	1,425
11. Marmara University	213 ▼	200 ▼	1,259
12. Erciyes University	197 ▲	201 ▼	822
13. Anadolu University	179 ▼	190 ▼	1,093
14. Gebze Institute of Technology	169 ▲	161 ▲	1,235
15. Dokuz Eylul University	165 ▼	198 ▼	987
16. Bogazici University	164 ▼	193 ▼	780
17. Karadeniz Technical University	160 ▲	162 ▲	934
18. Bilkent University	157 ▲	215 ▲	1,720
19. Sakarya University	151 ▲	158 ▲	808
20. Canakkale Onsekiz Mart University	143 ▲	138 ▲	1,014

“KİMYA MÜHENDİSLİĞİ” BİLİMSEL KONU BAŞLIĞI ALTINDA;

TÜRKİYE’DE YERLEŞİK TÜM KURUMLARIN

ALDIKLARI ATIF SAYILARINA GÖRE SIRALAMASI

(2010-2015)

Institutions in Turkey

78 of the 80 Institutions in Turkey have publications within Chemical Engineering (2010 to >2015):

Institution	Publications	Authors	Citations
1. Middle East Technical University	538 ▼	574 ▼	3,368
2. Istanbul Technical University	553 ▲	585 ▲	2,999
3. Ege University	463 ▼	521 ▲	2,728
4. Hacettepe University	352 ▲	383 ▲	2,031
5. Bilkent University	157 ▲	215 ▲	1,720
6. Yıldız Technical University	306 ▲	298 ▲	1,716
7. Gazi University	283 ▲	300 ▼	1,512
8. Selcuk University	215 ▲	250 ▼	1,425
9. Ataturk University	247 ▲	297 ▼	1,312
10. Istanbul University	323 ▼	326 ▼	1,304
11. Marmara University	213 ▼	200 ▼	1,259
12. Gebze Institute of Technology	169 ▲	161 ▲	1,235
13. Anadolu University	179 ▼	190 ▼	1,093
14. Ankara University	230 ▲	294 ▲	1,037
15. Canakkale Onsekiz Mart University	143 ▲	138 ▲	1,014
16. Dokuz Eylul University	165 ▼	198 ▼	987
17. Karadeniz Technical University	160 ▲	162 ▲	934
18. Koc University	117 ▲	120 ▲	831
19. Erciyes University	197 ▲	201 ▼	822
20. Sakarya University	151 ▲	158 ▲	808

GENEL GÖRÜNÜM
GAZİ ÜNİVERSİTESİ
(2010-2015)

GAZİ ÜNİVERSİTESİNİN TOPLAM YAYIN ÜRETİM GÖSTERGELERİ

YAYIN SAYISI VE DİSİPLİNLERE GÖRE YAYIN YÜZDELERİ

(2010-2015)

Gazi University

Turkey | [More details on this Institution](#)

Source: Scopus data up to 18 May 2015

2010 to >2015

Chemical Engineering

Summary

Publications

Citations

Authors

Collaboration

Competencies

Overall research performance

Publications
283 ▲

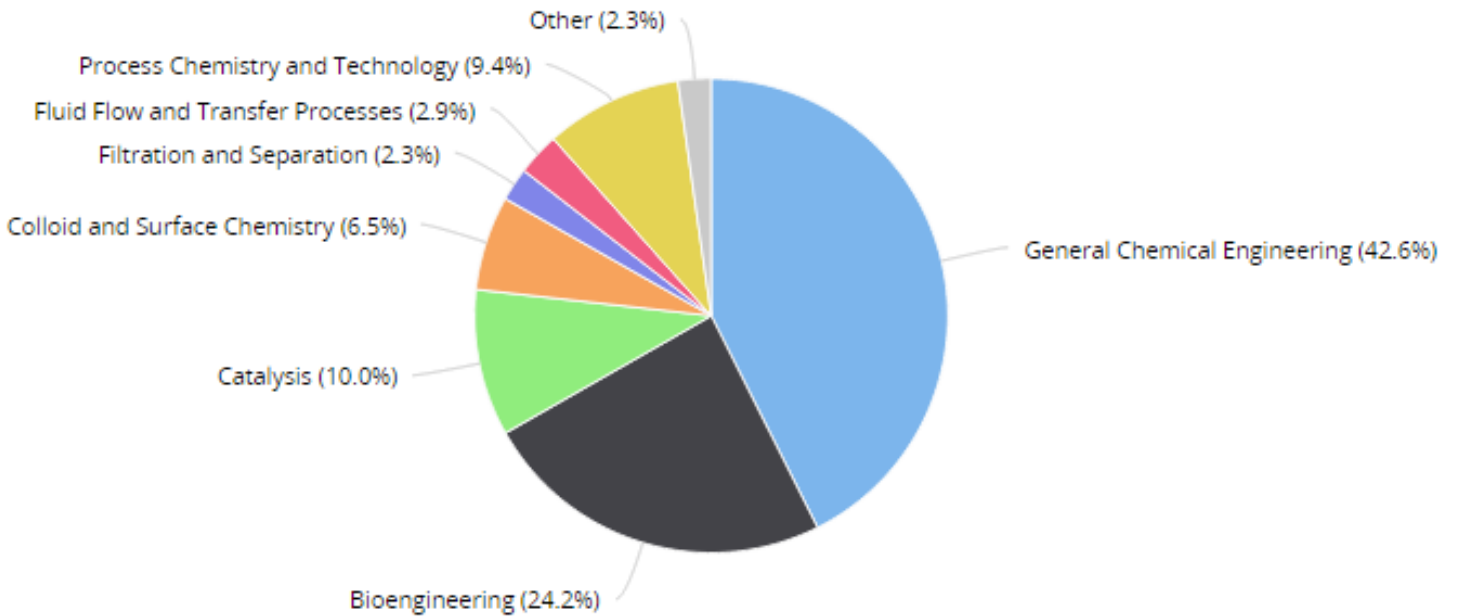
Citations
1,512

Authors
300 ▼

Field-Weighted Citation Impact
0.99

Citations per Publication
5.3

Publications by Journal Category



“KİMYA MÜHENDİSLİĞİ” BİLİMSEL KONU BAŞLIĞI BAZINDA;

GAZİ ÜNİVERSİTESİNDE EN FAZLA YAYIN YAPAN İLK 100 BİLİM İNSANI VE

EN FAZLA ATIF ALAN İLK 5 MAKALE

(2010-2015)

Authors

Top 100 authors, by number of publications at Gazi University over the period 2010 to >2015.

Note that some authors may no longer be affiliated with Gazi University.

Name	Publications	Most recent publication	Citations	h-index
1. Bayramoglu, Gülay U.	33	2015	446	40
2. Arica, Mehmet Yakup	25	2014	439	46
3. Tamer, Uğur	16	2015	139	15
4. Uslu, İbrahim	16	2015	76	13
5. Aytimur, Arda	12	2015	69	8
6. Altıntaş, Begüm	11	2014	188	13
7. Doğu, Gülşen	11	2015	66	19
8. Boran, Fatih Emre	8	2013	41	8
9. Dede, Yavuz	8	2015	72	6
10. Koçyiğit, Serhat	8	2013	45	4
11. Arica, M. Yakup	7	2015	4	2
12. Sözen, Adnan	7	2014	5	24
13. Tekinay, Turgay	7	2014	15	8
14. Udum, Yasemin Arslan	7	2014	32	11
15. Varişli, Dilek	7	2013	18	8
16. Demirel, Gokhan	6	2014	21	18
17. Aksu, Mehmet Levent	5	2015	7	14
18. Altındal, Şemsettin	5	2014	9	28
19. Başkaya, Şenol	5	2014	13	13
20. Boran, Kurtuluş	5	2013	41	6
21. Çaykara, Tuncer	5	2015	18	19
22. Çelikkın, Hüseyin	5	2015	2	6
23. Gürü, Metin	5	2015	28	18
24. Oktar, Nuray	5	2013	36	8
25. Solmaz, Hamit	5	2015	8	3

26. Ünal, Halil Ibrahim	5	2014	9	15
27. Yaşyerli, Nail	5	2015	6	7
28. Yaşyerli, Sena	5	2015	11	11
29. Zengin, Adem	5	2015	20	5
30. Alp, İhsan	4	2014	2	4
31. Atak, Mehmet	4	2015	1	3
32. Boz, Nezahat	4	2015	13	8
33. Budak, Gürer Güven	4	2012	48	5
34. Burdurlu, Erol	4	2014	4	6
35. Buyuktemiz, Muhammed	4	2015	0	2
36. Değirmenbaşı, Nebahat	4	2015	13	8
37. Erol, Ozlem	4	2014	9	6
38. Güler, İnan I.	4	2011	2	24
39. Sönmez, Abdullah	4	2013	5	5
40. Suludere, Zekiye	4	2014	23	7
41. Tamer, Uğur	4	2015	0	0
42. Altinten, Ayla	3	2013	4	6
43. Arbag, Huseyin	3	2015	5	3
44. Arica, Yakup M.	3	2015	3	1
45. Büyükserin, Fatih	3	2011	48	11
46. Çamlı, Sevket Tolga	3	2011	48	9
47. Çetin, Demet	3	2014	5	7
48. Değim, İsmail Tuncer	3	2013	58	10
49. Dökme, İlbilge	3	2014	19	15
50. Erdoğan, Sebahat	3	2013	4	7
51. Ertaş, Nusret	3	2014	17	16
52. İnam, Recai	3	2013	6	12
53. Karagöz, İrfan	3	2010	0	3
54. Menlik, Tayfun	3	2012	33	8
55. Özbay, Nalan	3	2013	19	4
56. Tapan, Niyazi Alper	3	2010	3	5
57. Torul, Hilal	3	2014	23	4
58. Türker, Ali Rehber	3	2013	48	27
59. Ünal, Fatma	3	2013	13	10
60. Yılmaz, Emre	3	2015	6	2
61. Yüzbaşıoğlu, Deniz	3	2013	13	11
62. Aktan, Ebru	2	2014	5	3
63. Alshana, Usama	2	2014	9	3
64. Arslan, Yeşim	2	2012	30	3
65. Balcı, Suna	2	2013	11	9
66. Basan, Hasan	2	2015	0	6
67. Çetin, Saime Sebnem	2	2013	14	6
68. Çolakoğlu, Kemal	2	2012	2	12
69. Demirci, Zafer	2	2013	3	6
70. Demirel, Gökçen Birlik	2	2013	20	5

71.	Doğan, Sema Yilyt	2	2014	2	1
72.	Güldür, Çiğdem	2	2011	6	6
73.	İlbasılmış-Tamer, Sibel	2	2013	45	3
74.	Karataş, Çetin	2	2013	1	6
75.	Koçkaya, Evrim Arzu	2	2012	3	5
76.	Kuş, Pelin	2	2010	0	1
77.	Mamur, Sevcan	2	2014	14	3
78.	Ozsisik, Havva Bogaz	2	2012	2	1
79.	Öztürk, Mustafa Kemal	2	2012	30	13
80.	Rona, Tuğba	2	2012	4	1
81.	San, Nalanoya	2	2014	4	5
82.	Sarı, Bekir	2	2014	1	14
83.	Seferoğlu, Zeynel	2	2014	5	13
84.	Şener, Bilge	2	2011	3	22
85.	Somer, Güler	2	2014	1	13
86.	Taner, Gökçe	2	2014	3	3
87.	Taşcıoğlu, Senay	2	2013	0	1
88.	Tecimer, Hüseyin	2	2014	2	5
89.	Togay, Abdullah	2	2014	6	2
90.	Turgut, Oğuz Emrah	2	2013	3	4
91.	Uğur, Aysel S.	2	2014	0	10
92.	Uysal, Bekir Zühtü	2	2012	4	11
93.	Yalçınkaya, Özcan B.	2	2013	29	9
94.	Yavuz, Mustafa Selman	2	2011	15	16
95.	Yıldız, Özlem	2	2010	0	0
96.	Yilmazoglu, M. Zeki	2	2013	2	2
97.	Arslan, Fatma Nur	1	2015	0	9
98.	Arslan, Halit	1	2015	0	5
99.	Bayındır, Ramazan	1	2011	0	10
100.	Çelik, Hatice Tuğba	1	2015	0	0

Most cited publications

Top 5 publications at Gazi University, by number of citations

Publication	Citations
Cakmak, Y., Kolemen, S., Duman, S. and 8 more Designing excited states: Theory-guided access to efficient photosensitizers for photodynamic action. (2011) <i>Angewandte Chemie - International Edition</i> , 50 (50), pp. 11937-11941. View in Scopus	72
Tamer, U., Gündoğdu, Y., Boyacı, I.H. and 1 more Synthesis of magnetic core-shell Fe ₃ O ₄ -Au nanoparticle for biomolecule immobilization and detection. (2010) <i>Journal of Nanoparticle Research</i> , 12 (4), pp. 1187-1196. View in Scopus	60
Bayramoğlu, G., Yilmaz, M., Arica, M.Y. Reversible immobilization of laccase to poly(4-vinylpyridine) grafted and Cu(II) chelated magnetic beads: Biodegradation of reactive dyes. (2010) <i>Bioresource Technology</i> , 101 (17), pp. 6615-6621. View in Scopus	44
Sahiner, N., Ozay, O., Inger, E. and 1 more Superabsorbent hydrogels for cobalt nanoparticle synthesis and hydrogen production from hydrolysis of sodium boron hydride. (2011) <i>Applied Catalysis B: Environmental</i> , 102 (1-2), pp. 201-206. View in Scopus	43
Bayramoğlu, G., Yilmaz, M., Arica, M.Y. Preparation and characterization of epoxy-functionalized magnetic chitosan beads: Laccase immobilized for degradation of reactive dyes. (2010) <i>Bioprocess and Biosystems Engineering</i> , 33 (4), pp. 439-448. View in Scopus	41

“KİMYA MÜHENDİSLİĞİ” BİLİMSEL KONU BAŞLIĞI BAZINDA;

GAZİ ÜNİVERSİTESİNİN EN FAZLA İŞBİRLİĞİ YAPTIĞI KURUMLAR

(2010–2015)

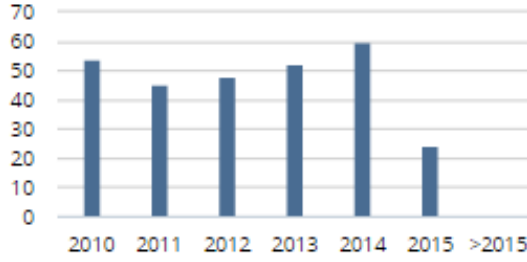
Top collaborating Institutions

by number of publications co-authored with Gazi University

Institution	Co-authored publications	Citations received for co-authored publications	Co-authors
1.  Middle East Technical University	28 ▼	120	42 ▼
2.  Hacettepe University	27 ▲	218	51 ▲
3.  Ankara University	26	73	47 ▼
4.  Bilkent University	17 ▲	128	36 ▲
5.  Kirikkale University	11 ▲	55	11 ▲
6.  Selcuk University	10 ▲	38	17 ▲
7.  Istanbul Technical University	8 ▼	135	9 ▼
8.  Ataturk University	6 ▲	10	5 ▲
9.  Karabuk University	5 ▼	5	7 ▼
10.  TOBB University of Economics and Technology	4 ▲	4	8 ▲

(2010–2015)

Scholarly Output



283

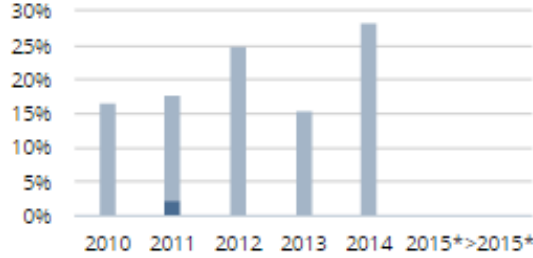
number of publications by authors at Gazi University

[View list of publications](#)

Outputs in Top Percentiles

Share of publications at Gazi University that are among the most cited publications worldwide

Show as field-weighted



78 (27.6%)

number of publications in the top 10% most cited publications worldwide


[View list of publications](#)

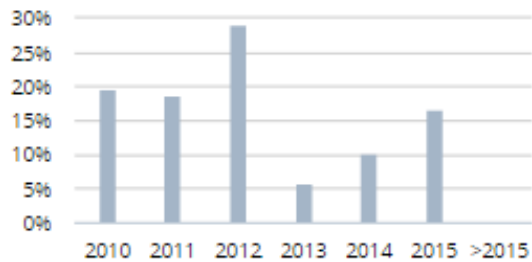
* Why do I see no data for this year?

% of publications in top 10% most cited

% of publications in top 1% most cited

Publications in Top Journal Percentiles

Share of publications at Gazi University that are in the top journals by 



44 (16.2%)

number of publications in the top 10% journals by SNIP

[View list of publications](#)

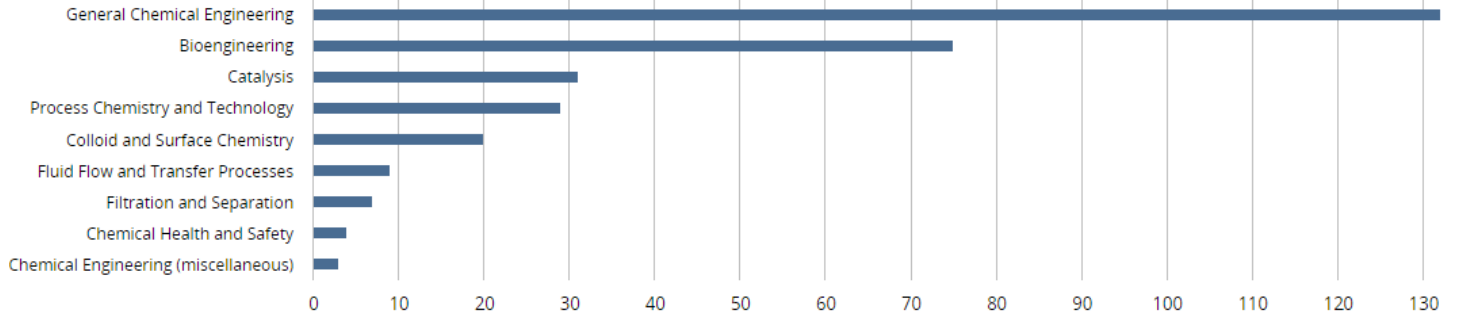
% of publications in top 10% journals

% of publications in top 1% journals

“KİMYA MÜHENDİSLİĞİ” BİLİMSEL KONU BAŞLIĞI BAZINDA;

GAZİ ÜNİVERSİTESİNİN TOPLAM YAYIN ÜRETİM GÖSTERGELERİ

ALT DİSİPLİN BAZINDA (2010-2015)



GAZİ ÜNİVERSİTESİNİN TOPLAM YAYIN ÜRETİM GÖSTERGELERİ

EN FAZLA YAYIN YAPILAN İLK 10 BİLİMSEL DERGİ

(2010–2015)

Publications at Gazi University, by journal

Journal	Publications ▼	Citations	Authors	SNIP ▼
Energy Sources, Part B: Economics, Planning and Policy	18	47	13 ▼	0.745
BioResources	11 ▼	15	13 ▼	1.083
Industrial and Engineering Chemistry Research	9	60	15 ▼	1.210
Bioresource Technology	9 ▼	171	12 ▼	2.463
Ceramics International	9 ▲	48	11 ▲	1.558
Bioprocess and Biosystems Engineering	8	141	5 ▼	1.071
Electrochimica Acta	7 ▲	26	5	1.571
Journal of Nanoparticle Research	7 ▲	75	12 ▲	1.022
International Journal of Chemical Reactor Engineering	7 ▼	16	11 ▼	0.426
Chemical Communications	6 ▲	30	8 ▲	1.378

“KİMYA MÜHENDİSLİĞİ” BİLİMSEL KONU BAŞLIĞI BAZINDA;

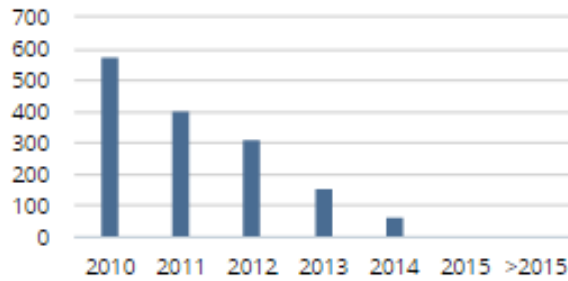
GAZİ ÜNİVERSİTESİNİN TOPLAM YAYIN ÜRETİM GÖSTERGELERİ

ALINAN ATIF SAYISI VE MAKALE BAŞINA ORTALAMA ATIF SAYISI

ALAN AĞIRLIKLIL ATIF ETKİSİ

(2010-2015)

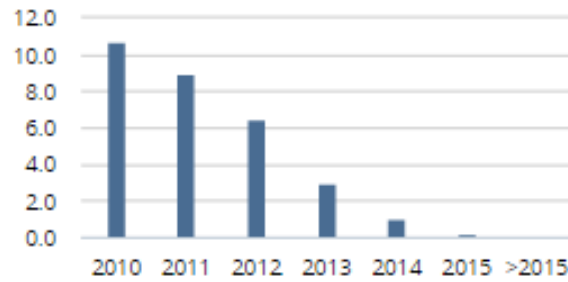
Citation Count



1,512

number of citations received by publications at Gazi University

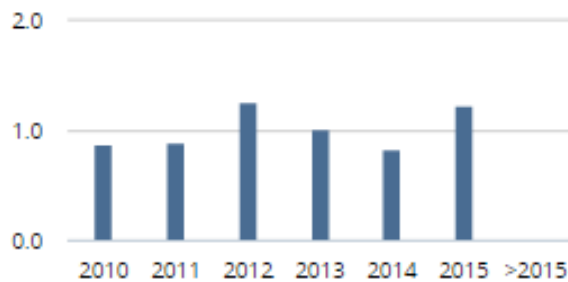
Citations per Publication



5.3

average number of citations per publication at Gazi University

Field-Weighted Citation Impact



0.99

Field-Weighted Citation Impact of Gazi University

“KİMYA MÜHENDİSLİĞİ” BİLİMSEL KONU BAŞLIĞI BAZINDA;

GAZİ ÜNİVERSİTESİNİN ORTAK YAZARLI MAKALELERİNİN TÜRLERİNE GÖRE

TOPLAM ÜRETİM İÇİNDEKİ PAYI

(2010-2015)

Collaboration

Publications at Gazi University, by amount of international, national and institutional collaboration



Metric		Publications	Citations	Citations per Publication	Field-Weighted Citation Impact
International collaboration	11.7%	33	88	2.7	1.24
Only national collaboration	43.5%	123	733	6.0	1.06
Only institutional collaboration	43.5%	123	671	5.5	0.81
Single authorship (no collaboration)	1.4%	4	20	5.0	2.17

Academic-Corporate Collaboration

Publications at Gazi University with both academic and corporate author affiliations



Metric		Publications	Citations	Citations per Publication	Field-Weighted Citation Impact
Academic-corporate collaboration	0.0%	0	0	0.0	-
No academic-corporate collaboration	100.0%	283	1,512	5.3	0.99

GAZİ ÜNİVERSİTESİNİN
“KİMYA MÜHENDİSLİĞİ” BİLİMSEL KONU BAŞLIĞI ALTINDA,
YAYIN PERFORMANSININ
SEÇİLMİŞ DİĞER KURUMLAR-ÜLKE GRUPLARI İLE
KARŞILAŞTIRILMASI
(2010-2015)

GAZİ ÜNİVERSİTESİNİN









“KİMYA MÜHENDİSLİĞİ” BİLİMSEL KONU BAŞLIĞI BAZINDA;

YAYIN PERFORMANSININ SEÇİLEN ÜNİVERSİTELER İLE KARŞILAŞTIRILMASI

(2010-2015)

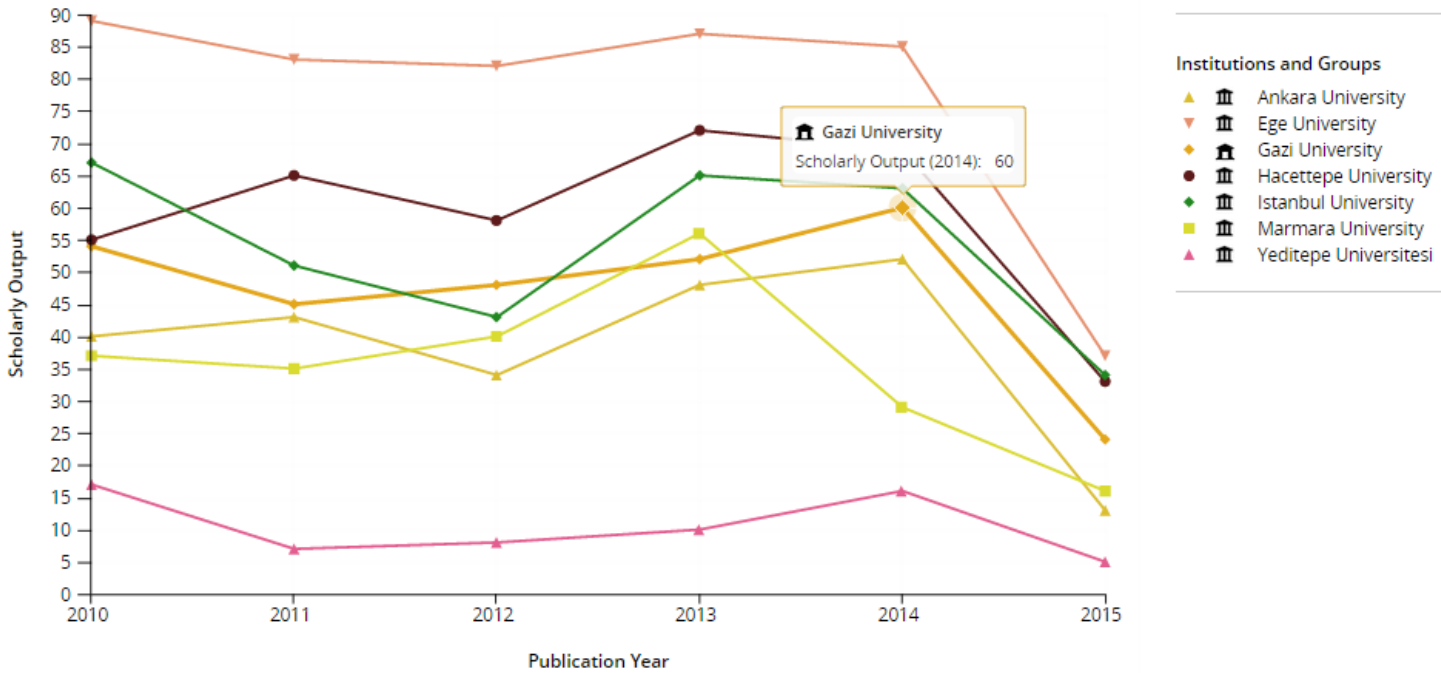
Scholarly Output

Publication Year

Scholarly Output							
Entity 	2010	2011	2012	2013	2014	2015	Overall
 Ankara University	40	43	34	48	52	13	230
 Ege University	89	83	82	87	85	37	463
 Gazi University	54	45	48	52	60	24	283
 Hacettepe University	55	65	58	72	69	33	352
 Istanbul University	67	51	43	65	63	34	323
 Marmara University	37	35	40	56	29	16	213
 Yeditepe Universitesi	17	7	8	10	16	5	63

Scholarly Output

Publication Year



GAZİ ÜNİVERSİTESİNİN

“KİMYA MÜHENDİSLİĞİ” BİLİMSEL KONU BAŞLIĞI BAZINDA;

YAYIN PERFORMANSININ SEÇİLEN ÜNİVERSİTELER İLE KARŞILAŞTIRILMASI

(Yayın Sayısı–Makale Başına Ortalama Atıf–Uluslararası İşbirliği Yüzdesi)

(2010–2015)

Scholarly Output ⚙

Citations per Publication ⚙

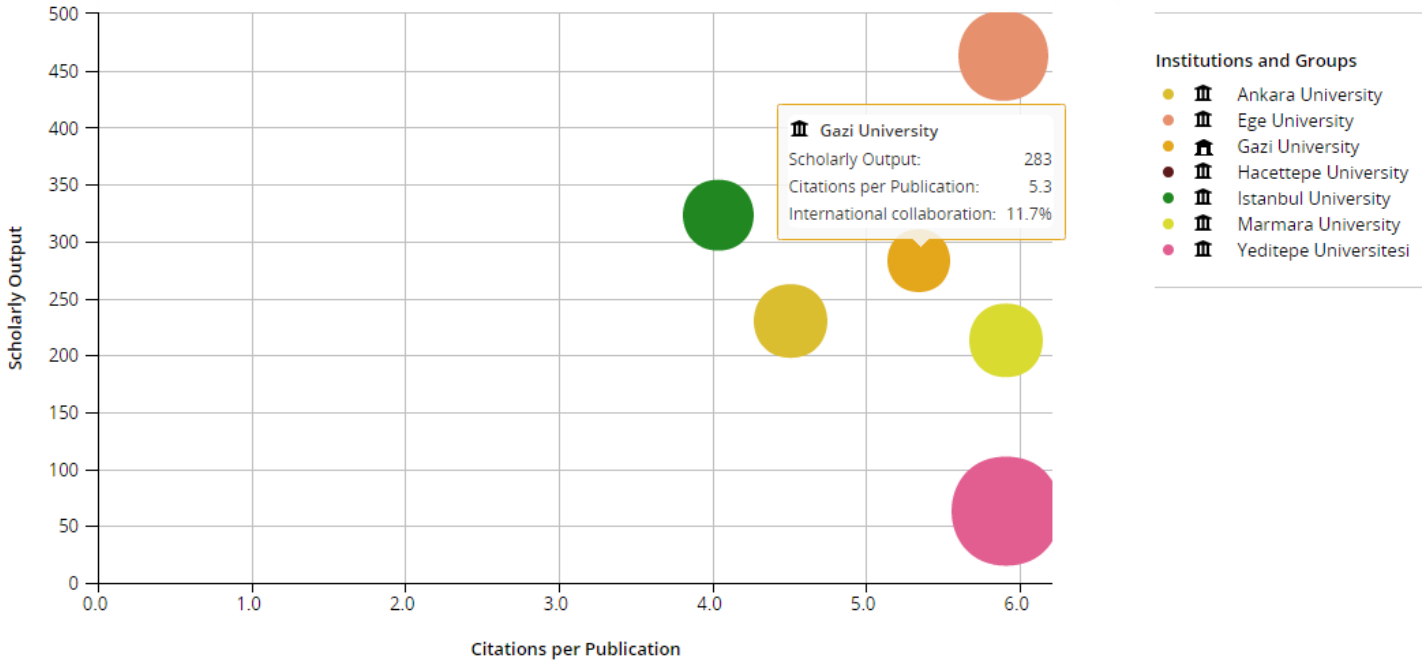
Collaboration ⚙

Entity ▲	Scholarly Output	Citations per Publication	International collaboration (%)
Ankara University	230	4.5	15.7
Ege University	463	5.9	24.2
Gazi University	283	5.3	11.7
Hacettepe University	352	5.8	18.5
Istanbul University	323	4.0	14.2
Marmara University	213	5.9	16.0
Yeditepe Universitesi	63	5.9	34.9

Scholarly Output ⚙

Citations per Publication ⚙

Collaboration ⚙



GAZİ ÜNİVERSİTESİNİN

“KİMYA MÜHENDİSLİĞİ” BİLİMSEL KONU BAŞLIĞI BAZINDA;

YAYIN PERFORMANSININ SEÇİLEN ÜLKE GRUPLARI İLE KARŞILAŞTIRILMASI

(Yayın Sayısı–Makale Başına Ortalama Atıf–İşbirliği Seviyesi Bazında)

(2010–2015)

Scholarly Output

Citations per Publication

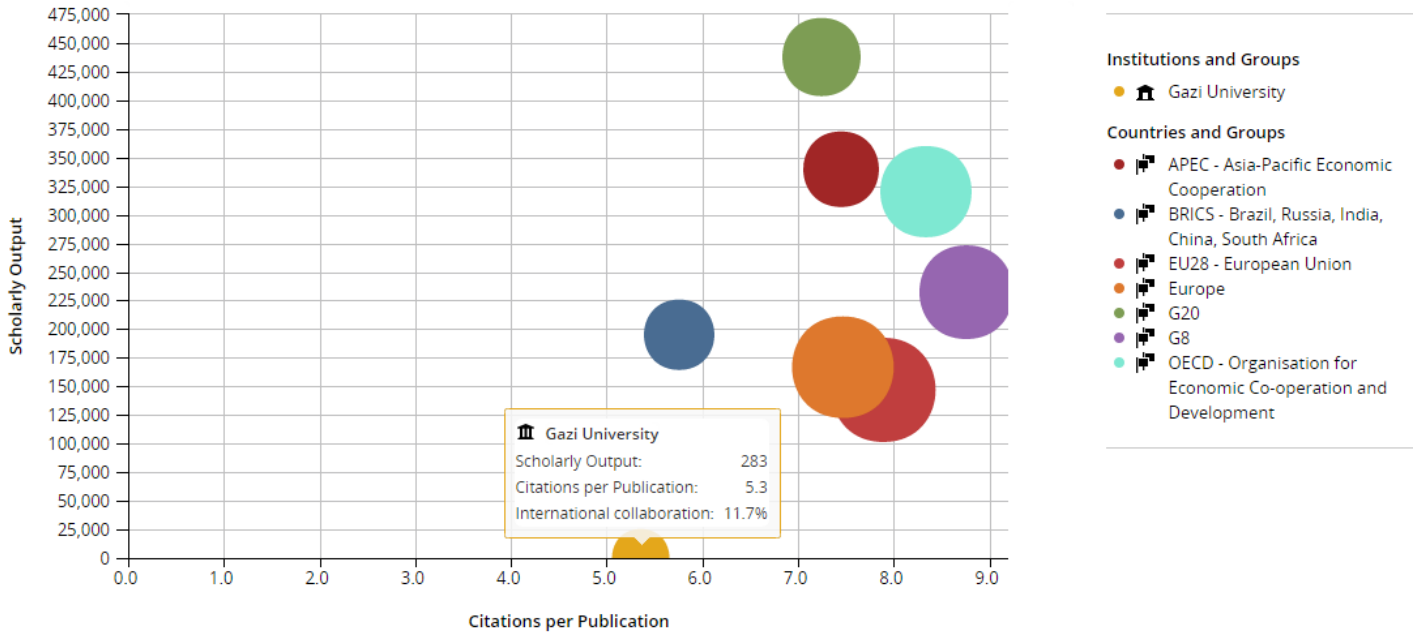
Collaboration

Entity	Scholarly Output	Citations per Publication	International collaboration (%)
APEC - Asia-Pacific Economic Cooperation	339,742	7.4	19.7
BRICS - Brazil, Russia, India, China, South Africa	195,126	5.8	17.6
EU28 - European Union	146,946	7.9	37.6
Europe	166,756	7.5	34.9
G20	437,788	7.2	20.6
G8	232,334	8.7	30.9
Gazi University	283	5.3	11.7
OECD - Organisation for Economic Co-operation and Development	320,158	8.3	28.2

Scholarly Output

Citations per Publication

Collaboration



“KİMYA MÜHENDİSLİĞİ” BİLİMSEL KONU BAŞLIĞI ALTINDA
YAPILAN İŞBİRLİKLERİNİN ANALİZLERİ
(2010-2015)

GAZI ÜNİVERSİTESİNİN İŞBİRLİĞİ YAPTIĞI KURUMLARIN SAYILARI

(COĞRAFI BAZDA GÖSTERİM)

(2010-2015)

Institutions collaborating with Gazi University

Worldwide ▾

All sectors ▾

68 collaborating Institutions 156 co-authored publications



GAZI ÜNİVERSİTESİNİN

“KİMYA MÜHENDİSLİĞİ” BİLİMSEL KONU BAŞLIĞI ALTINDA YAPTIĞI

BİLİMSEL İŞBİRLİKLERİ-EN FAZLA İŞBİRLİĞİ YAPILAN





















ÜNİVERSİTELER-KURUMLAR

(2010-2015)

Institutions collaborating with Gazi University

Worldwide ▾ All sectors ▾

68 collaborating Institutions 156 co-authored publications

Institution	Co-authored publications ▾	Co-authors at Gazi University	Co-authors at the other Institution	Field-Weight ▾
 Middle East Technical University	28 ▾	46 ▲	42 ▾	1.04
 Hacettepe University	27 ▲	53 ▲	51 ▲	1.07
 Ankara University	26	51 ▾	47 ▾	0.77
 Bilkent University	17 ▲	22 ▲	36 ▲	1.29
 Kirikkale University	11 ▲	16 ▲	11 ▲	0.73
 Selcuk University	10 ▲	14 ▲	17 ▲	0.40
 Istanbul Technical University	8 ▾	12 ▾	9 ▾	1.62
 Ataturk University	6 ▲	11 ▲	5 ▲	0.33
 Karabuk University	5 ▾	8 ▾	7 ▾	0.00
 TOBB University of Economics and Technology	4 ▲	8 ▲	8 ▲	0.00
 Universite du Maine	3 ▲	9 ▲	6 ▲	1.00
 Ege University	3 ▲	4 ▲	5 ▲	0.00
 Marmara University	3	4	4	0.00
 Stevens Institute of Technology	3 ▲	6 ▲	1 ▲	1.67
 Delft University of Technology	2	1	1	0.00
 Baskent University	2	2	2	0.00
 Canakkale Onsekiz Mart University	2	3	3	2.50
 Nigde Universitesi	2	2	6	0.50
 Sakarya University	2	5	1	0.50
 Yuzuncu Yil University	2	2	2	2.50

GAZİ ÜNİVERSİTESİ İLE AYNI ALANLARDA MAKALE ÜRETİMİ YAPAN

ANCAK GAZİ ÜNİVERSİTESİNİN HENÜZ İŞBİRLİĞİ YAPMADIĞI

ÜNİVERSİTELER-KURUMLAR





















(2010-2015)

Institutions not yet collaborating with Gazi University

Worldwide ▼

All sectors ▼

4,739 not yet collaborating Institutions

Institution	Publications ▼	Authors	Field-Weight ▼
 Chinese Academy of Sciences	5,428 ▼	8,687 ▲	1.69
 Zhejiang University	5,052 ▼	6,907 ▲	1.47
 East China University of Science and Technology	4,452 ▼	5,797 ▲	1.18
 Tsinghua University	4,302 ▼	5,065 ▲	1.84
 Beijing University of Chemical Technology	3,441 ▼	4,580 ▲	0.89
 Tianjin University	3,365 ▼	4,831 ▲	1.23
 CSIC	3,310 ▼	3,241 ▲	1.80
 Sichuan University	3,202 ▼	5,659 ▲	1.11
 RAS	3,174 ▼	4,170 ▲	0.49
 Peking University	3,092 ▼	4,904 ▲	2.28
 South China University of Technology	3,089 ▼	3,838 ▲	1.47
 Shanghai Jiaotong University	3,011 ▼	4,535 ▲	1.55
 SINOPEC	2,975 ▼	4,175 ▲	0.21
 National University of Singapore	2,839 ▼	3,102 ▲	2.36
 University of Tokyo	2,778 ▼	3,279 ▼	1.66
 Dalian University of Technology	2,755 ▼	3,769 ▲	1.32
 CNRS	2,701 ▼	4,621 ▲	1.45
 Seoul National University	2,690 ▼	3,568 ▲	1.49
 CSIR - Chemistry and Physics	2,626 ▼	3,042 ▲	1.22
 Islamic Azad University	2,577 ▼	2,643 ▲	1.20

GAZİ ÜNİVERSİTESİ İLE AYNI ALANLARDA MAKALE ÜRETİMİ YAPAN ANCAK

GAZİ ÜNİVERSİTESİNİN HENÜZ İŞBİRLİĞİ YAPMADIĞI





















ÖZEL SEKTÖR KURULUŞLARI

(2010-2015)

Institutions not yet collaborating with Gazi University

Worldwide Corporate reset filter

284 not yet collaborating Institutions

Institution	Publications	Authors	Field-Weight
 SINOPEC	2,975	4,175	0.21
 PetroChina	814	1,392	0.34
 Dow Chemical	592	757	0.87
 Research Institute of Petroleum Exploration and Development	385	736	0.78
 Petrobras	377	384	1.06
 Shell	365	421	1.07
 Xi'an Modern Chemistry Research Institute	350	576	0.30
 Hitachi	302	558	1.32
 Samsung Advanced Institute of Technology	280	488	2.64
 General Electric	277	375	1.15
 Pfizer	274	559	1.59
 Samsung	264	439	1.23
 Bayer	252	315	1.94
 DuPont	252	282	1.06
 Chevron Energy Technology Company	251	238	4.06
 IBM	245	337	4.35
 BASF	244	278	0.79
 Unilever	240	252	1.21
 TOTAL SA	231	202	1.07
 ExxonMobil	223	274	0.65