



KİMYA

BİLİMSEL KONU BAŞLIĞI ALTINDA
BİLİMSEL ÇIKTILAR, PERFORMANS ANALİZİ
VE
İŞBİRLİĞİ FIRSATLARI



EĞİTİM VE İSTATİSTİK BİRİMİ

28.08.2015

GENEL GÖRÜNÜM

TÜRKİYE

(2010-2015)

“ KİMYA ” BİLİMSEL KONU BAŞLIĞI BAZINDA;

TÜRKİYE’DE YERLEŞİK KURUMLARIN TOPLAM YAYIN ÜRETİM GÖSTERGELERİ

YAYIN SAYISI VE DİSİPLİNLERE GÖRE YAYIN YÜZDELERİ

(2010-2015)

Turkey

Source: Scopus data up to 14 Jul 2015

2010 to >2015

Chemistry

Summary

Publications

Citations

Authors

Competencies

Institutions

Overall research performance

Publications

14,635 ▲

Citations

74,893

Authors

15,689 ▲

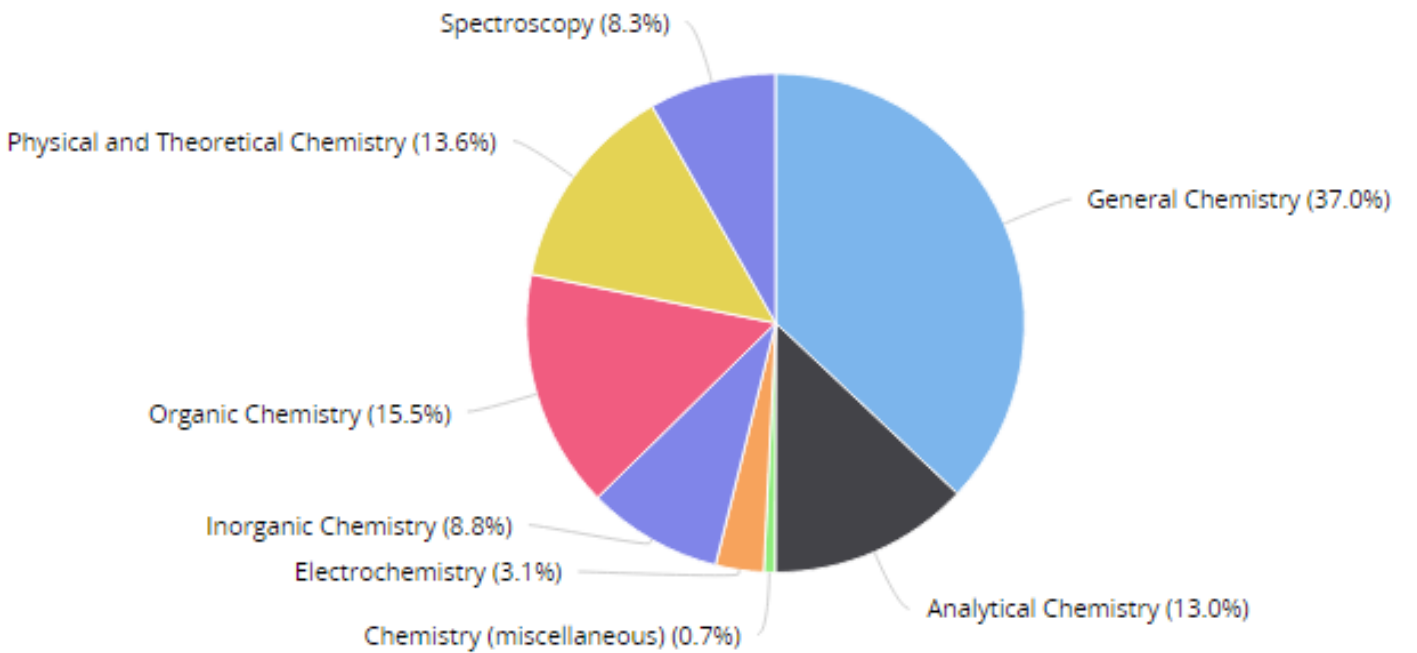
Field-Weighted Citation Impact

0.92

Citations per Publication

5.1

Publications by Journal Category



“ KİMYA “ BİLİMSEL KONU BAŞLIĞI ALTINDA;

TÜRKİYE’DE YERLEŞİK KURUMLARIN YAYIN ÜRETİM SIRALAMASI

YAYIN SAYISI BAZINDA

(2010-2015)

Institutions in Turkey

79 of the 81 Institutions in Turkey have publications within Chemistry (2010 to >2015):

Institution	Publications	Authors	Citations
1. Istanbul Technical University	1,016 ▲	782 ▲	6,997
2. Middle East Technical University	921 ▼	760 ▲	6,169
3. Hacettepe University	888 ▼	640 ▼	4,573
4. Ege University	855 ▲	794 ▲	4,662
5. Erciyes University	773 ▲	298 ▲	2,891
6. Gazi University	750 ▲	627 ▲	3,215
7. Ankara University	714 ▼	583 ▼	2,981
8. Istanbul University	708 ▼	664 ▼	3,243
9. Ondokuz Mayıs University	690 ▼	326 ▼	2,477
10. Ataturk University	593 ▼	537 ▼	2,986
11. Selcuk University	536 ▲	402 ▼	2,850
12. Yildiz Technical University	491 ▲	399 ▲	2,006
13. Anadolu University	450 ▼	277 ▼	2,493
14. Marmara University	395 ▼	335 ▼	1,923
15. Karadeniz Technical University	391 ▼	300 ▼	1,919
16. Canakkale Onsekiz Mart University	352 ▲	207 ▲	1,792
17. Firat University	347 ▲	232 ▲	1,183
18. Gebze Institute of Technology	346 ▲	231 ▲	2,345
19. Bilkent University	317 ▲	314 ▲	3,709
20. Suleyman Demirel University	307 ▲	315 ▼	1,595

“KİMYA” BİLİMSEL KONU BAŞLIĞI ALTINDA;

TÜRKİYE’DE YERLEŞİK TÜM KURUMLARIN

ALDIKLARI ATIF SAYILARINA GÖRE SIRALAMASI

(2010-2015)

Institutions in Turkey

Export ▼

79 of the 81 Institutions in Turkey have publications within Chemistry (2010 to >2015):

Institution	Publications	Authors	Citations ▼
1. Istanbul Technical University	1,016 ▲	782 ▲	6,997
2. Middle East Technical University	921 ▼	760 ▲	6,169
3. Ege University	855 ▲	794 ▲	4,662
4. Hacettepe University	888 ▼	640 ▼	4,573
5. Bilkent University	317 ▲	314 ▲	3,709
6. Istanbul University	708 ▼	664 ▼	3,243
7. Gazi University	750 ▲	627 ▲	3,215
8. Ataturk University	593 ▼	537 ▼	2,986
9. Ankara University	714 ▼	583 ▼	2,981
10. Erciyes University	773 ▲	298 ▲	2,891
11. Selcuk University	536 ▲	402 ▼	2,850
12. Anadolu University	450 ▼	277 ▼	2,493
13. Ondokuz Mayıs University	690 ▼	326 ▼	2,477
14. Gebze Institute of Technology	346 ▲	231 ▲	2,345
15. Yıldız Technical University	491 ▲	399 ▲	2,006
16. Marmara University	395 ▼	335 ▼	1,923
17. Karadeniz Technical University	391 ▼	300 ▼	1,919
18. TUBITAK Marmara Research Center	251 ▼	216 ▲	1,913
19. Canakkale Onsekiz Mart University	352 ▲	207 ▲	1,792
20. Suleyman Demirel University	307 ▲	315 ▼	1,595

GENEL GÖRÜNÜM
GAZİ ÜNİVERSİTESİ
(2010-2015)

“KİMYA” BİLİMSEL KONU BAŞLIĞI BAZINDA;

GAZİ ÜNİVERSİTESİNİN TOPLAM YAYIN ÜRETİM GÖSTERGELERİ

YAYIN SAYISI VE DİSİPLİNLERE GÖRE YAYIN YÜZDELERİ

(2010-2015)

Gazi University

Turkey | More details on this Institution

Source: Scopus data up to 14 Jul 2015

2010 to >2015

Chemistry

Summary

Publications

Citations

Authors

Collaboration

Competencies

Overall research performance

Publications
750 ▲

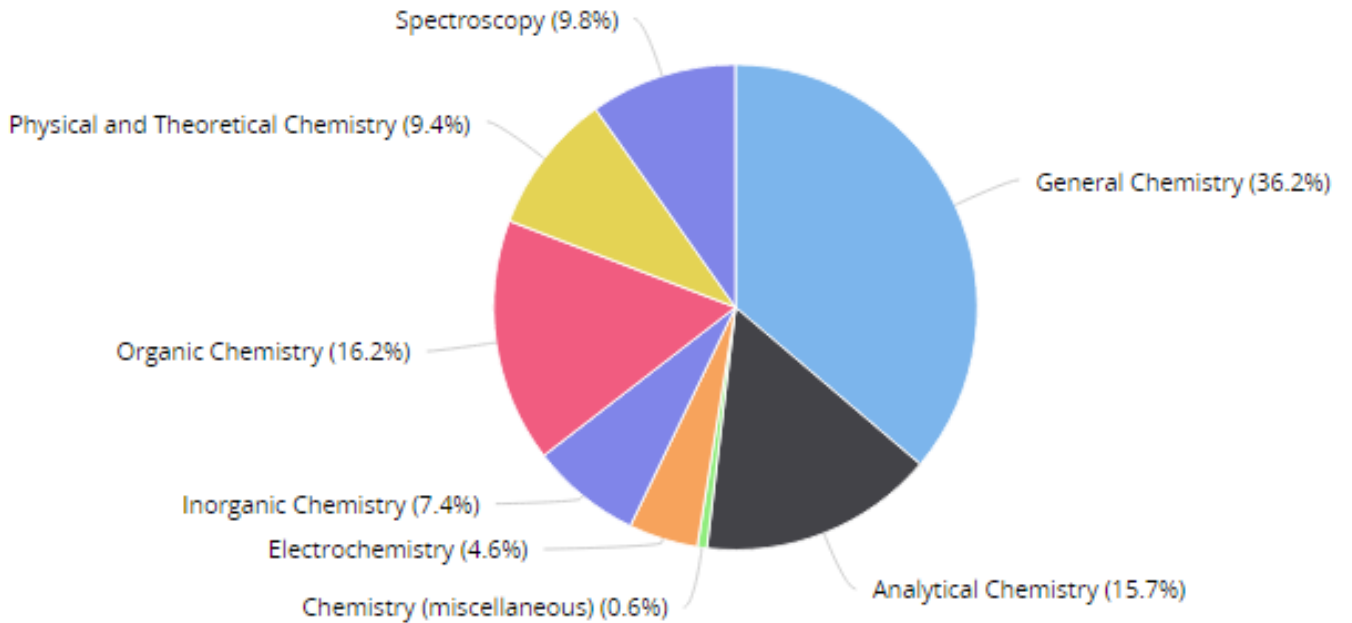
Citations
3,215

Authors
627 ▲

Field-Weighted Citation Impact
0.82

Citations per Publication
4.3

Publications by Journal Category



GAZİ ÜNİVERSİTESİNDE EN FAZLA YAYIN YAPAN İLK 100 BİLİM İNSANI VE

EN FAZLA ATIF ALAN İLK 5 MAKALE

(2010-2015)

Authors

Top 100 authors, by number of publications at Gazi University over the period 2010 to >2015.

Note that some authors may no longer be affiliated with Gazi University.

Name	Publications	Most recent publication	Citations	h-index
1. Tamer, Uğur	42	2015	442	15
2. Çolakoğlu, Kemal	33	2015	171	12
3. Çaykara, Tuncer	29	2015	162	19
4. Arica, Mehmet Yakup	25	2015	141	47
5. Bayramoğlu, Gülay U.	25	2015	141	41
6. Tekinay, Turgay	19	2015	49	7
7. Udum, Yasemin Arslan	18	2015	104	12
8. Açık, Leyla	17	2015	85	10
9. Demirel, Gokhan	17	2014	84	18
10. Özçelik, Süleyman	17	2015	35	16
11. Yurdakul, Şenay	17	2015	50	15
12. Çiftçi, Yasemin Öztekin	16	2013	105	10
13. Karacan, Nurcan	16	2015	84	13
14. Orhan, İlkay Erdoğan Rdoğan	16	2014	120	23
15. Somer, Güler	15	2015	33	14
16. Türker, Ali Rehber	15	2014	104	27
17. Dede, Yavuz	14	2015	114	7
18. Altındal, Şemsettin	13	2014	46	28
19. Tezcan, Habibe	13	2015	24	7
20. Uslu, İbrahim	13	2015	31	13
21. Aktan, Ebru	12	2015	14	3
22. Ünal, Halil İbrahim	12	2015	73	15
23. Zengin, Adem	12	2015	62	6
24. Banoğlu, Erden	11	2014	44	12
25. Önkol, Tijen	11	2013	19	10

26.	Seferođlu, Zeynel	11	2014	17	13
27.	Şener, Bilge	11	2014	79	23
28.	Yalçinkaya, Özcan B.	11	2014	72	9
29.	İnam, Recai	10	2014	25	12
30.	Sarı, Bekr	10	2014	59	14
31.	Sarı, Musa	10	2015	28	7
32.	Sarı, Nurşen Ş	10	2015	37	9
33.	Akkol, Esra Kùpeli üpeli	9	2015	36	14
34.	Dişli, Ali Ali	9	2015	14	6
35.	Dođu, Gülşen	9	2015	41	19
36.	Erol, Ozlem	9	2014	45	6
37.	Gündüzalp, Ayla Balaban Alaban	9	2015	15	3
38.	Şahin, Mustafa Fethi Ethî	9	2013	30	18
39.	Yavuz, Serkan	9	2014	38	5
40.	Aksu, Mehmet Levent	8	2015	26	14
41.	Ertaş, Nusret	8	2015	46	16
42.	Sađlam, Semran	8	2015	2	4
43.	Turan, Eylem	8	2014	72	11
44.	Aytimur, Arda	7	2015	23	8
45.	Çalışkan, Burcu	7	2014	39	6
46.	Ozisik, Havva Bogaz	7	2012	36	4
47.	Süntar, Ipek Peşin Eşin	7	2015	1	10
48.	Surucu, Gokhan	7	2013	29	6
49.	Uđur, Şule S.	7	2014	13	7
50.	Yıldırım, Yılmaz	7	2013	26	6
51.	Alp, Orkun	6	2012	29	4
52.	Aslim, Belma	6	2014	22	17
53.	Babür, Banu	6	2015	6	3
54.	Badođlu, Serdar	6	2015	7	2
55.	Baytaş, Sultan Nacak	6	2014	8	4
56.	Çakir, Semiha H.	6	2014	15	12
57.	Çakmak, Mehmet K.	6	2015	4	12
58.	Dilsiz, Nursel	6	2015	18	12
59.	Dođan, Arife	6	2014	4	9
60.	Kalaycı, Şükrü	6	2015	10	8
61.	Kinali-Demirci, Selin	6	2013	19	3
62.	Öner, Yađmur	6	2013	17	3
63.	Şenol, Fatma Sezer	6	2014	64	9
64.	Suludere, Zekiye	6	2015	10	8
65.	Taşciođlu, Senay	6	2014	1	1
66.	Tekeli, Süleyman	6	2014	5	13
67.	Temür, Erhan	6	2012	151	6
68.	Uđur, Gökay	6	2014	22	7
69.	Acar, Orhan	5	2013	14	10
70.	Altun, Yüksel	5	2014	7	6

71.	Altundaş, Aliye	5	2013	30	5
72.	Arslan, Fatma Nur Ur	5	2015	33	9
73.	Çetin, Salme Sebnem	5	2014	14	6
74.	Çimen, Dilek	5	2015	12	4
75.	Demirel, Gökçen Birlik	5	2013	38	5
76.	Doğruer, Deniz Songül	5	2014	24	11
77.	Dökme, İlbilge	5	2014	26	15
78.	Esener, Hasan	5	2011	6	2
79.	Gökçe, Mehtap U.	5	2013	3	8
80.	Gürkan, Perihan	5	2015	17	8
81.	Gürü, Metin	5	2015	31	18
82.	İnceler, Nazan	5	2014	4	1
83.	Küçükboyacı, Nurgün	5	2015	5	4
84.	Özçelik, Berrin	5	2013	31	14
85.	Özdemir, Ümmühan Özmen	5	2015	21	11
86.	Özgen, Selda	5	2013	13	4
87.	Öztürk, Mustafa Kemal	5	2014	4	13
88.	Tümtürk, Hayrettin	5	2015	10	13
89.	Yaşyerli, Sena	5	2015	11	11
90.	Çetin, Demet	4	2014	9	7
91.	Çevrimli, Bekir Sitki	4	2014	6	3
92.	Coşkun, Şule	4	2011	7	8
93.	Duman, Hayri	4	2012	33	17
94.	Ertan, Nermin	4	2014	2	15
95.	Günay, Mehmet	4	2011	18	5
96.	Mammadov, Tofig S.	4	2011	15	6
97.	Oktar, Nuray	4	2013	15	8
98.	Onurdağ, Fatma Kaynak	4	2013	18	4
99.	Seferoğlu, Nurgül	4	2014	4	4
100.	Yılmaz, Akin	4	2014	6	8

Most cited publications

Top 5 publications at Gazi University, by number of citations

Publication	Citations
Cakmak, Y., Kolemen, S., Duman, S. and 8 more Designing excited states: Theory-guided access to efficient photosensitizers for photodynamic action. (2011) <i>Angewandte Chemie - International Edition</i> , 50 (50), pp. 11937-11941. View in Scopus	75
Güven, B., Basaran-Akgul, N., Temur, E. and 2 more SERS-based sandwich immunoassay using antibody coated magnetic nanoparticles for Escherichia coli enumeration. (2011) <i>Analyst</i> , 136 (4), pp. 740-748. View in Scopus	65
Tamer, U., Gündoğdu, Y., Boyacı, I.H. and 1 more Synthesis of magnetic core-shell Fe ₃ O ₄ -Au nanoparticle for biomolecule immobilization and detection. (2010) <i>Journal of Nanoparticle Research</i> , 12 (4), pp. 1187-1196. View in Scopus	61
Şenol, F.S., Orhan, I., Celep, F. and 4 more Survey of 55 Turkish <i>Salvia</i> taxa for their acetylcholinesterase inhibitory and antioxidant activities. (2010) <i>Food Chemistry</i> , 120 (1), pp. 34-43. View in Scopus	41
Sahiner, N., Ozay, O., Inger, E. and 1 more Controllable hydrogen generation by use smart hydrogel reactor containing Ru nano catalyst and magnetic iron nanoparticles. (2011) <i>Journal of Power Sources</i> , 196 (23), pp. 10105-10111. View in Scopus	35

“KİMYA” BİLİMSEL KONU BAŞLIĞI BAZINDA;

GAZİ ÜNİVERSİTESİNİN EN FAZLA İŞBİRLİĞİ YAPTIĞI KURUMLAR

(2010–2015)

Top collaborating Institutions

by number of publications co-authored with Gazi University

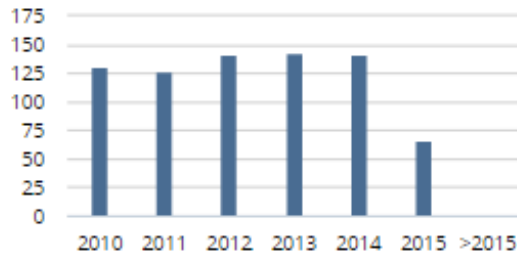
Institution	Co-authored publications	Citations received for co-authored publications	Co-authors
1. Hacettepe University	93 ▼	703	96 ▲
2. Ankara University	82 ▼	397	99
3. Middle East Technical University	54 ▼	314	59 ▲
4. Bilkent University	32 ▲	225	44 ▲
5. Ondokuz Mayıs University	27 ▼	60	15 ▼
6. Erciyes University	21 ▼	53	15 ▼
7. Selcuk University	21 ▲	78	26 ▲
8. Anadolu University	19 ▼	79	13 ▼
9. Kirikkale University	16 ▲	72	13
10. Firat University	14 ▲	38	11 ▲

“KİMYA” BİLİMSEL KONU BAŞLIĞI BAZINDA;

GAZİ ÜNİVERSİTESİNİN TOPLAM YAYIN ÜRETİM GÖSTERGELERİ-YAYIN SAYISI

(2010-2015)

Scholarly Output



750

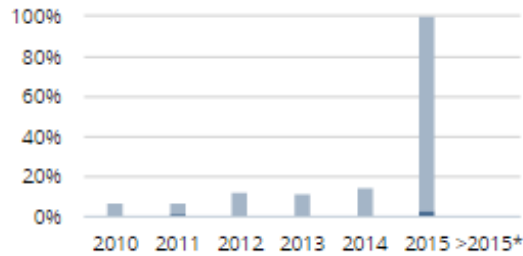
number of publications by authors at Gazi University

[View list of publications](#)

Outputs in Top Percentiles

Share of publications at Gazi University that are among the most cited publications worldwide

Show as field-weighted



138 (18.4%)

number of publications in the top 10% most cited publications worldwide

[View list of publications](#)

* Why do I see no data for this year?

% of publications in top 10% most cited

% of publications in top 1% most cited

Publications in Top Journal Percentiles

Share of publications at Gazi University that are in the top journals by



67 (9.0%)

number of publications in the top 10% journals by SNIP

[View list of publications](#)

% of publications in top 10% journals

% of publications in top 1% journals

“KİMYA” BİLİMSEL KONU BAŞLIĞI BAZINDA;

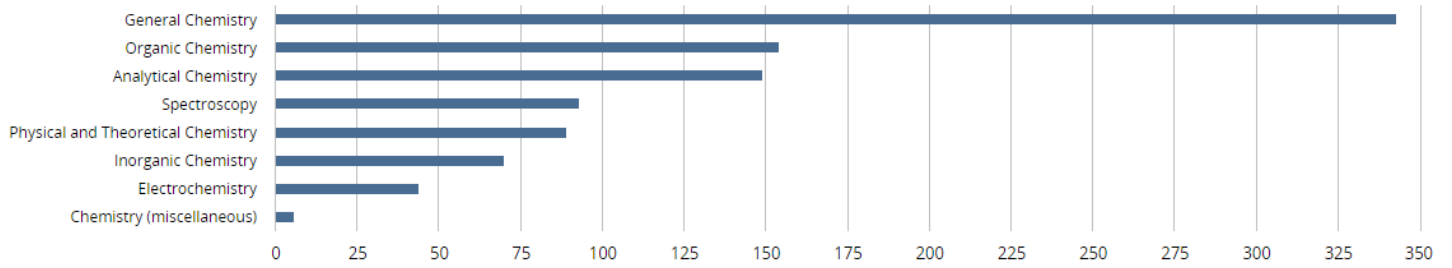
GAZİ ÜNİVERSİTESİNİN TOPLAM YAYIN ÜRETİM GÖSTERGELERİ

ALT DİSİPLİN BAZINDA (2010-2015)

Publications by Journal Category

Bar chart Pie chart Table

View: number of publications Field-Weighted Citation Impact



“KİMYA “ BİLİMSEL KONU BAŞLIĞI BAZINDA;

GAZİ ÜNİVERSİTESİNİN TOPLAM YAYIN ÜRETİM GÖSTERGELERİ

EN FAZLA YAYIN YAPILAN İLK 10 BİLİMSEL DERGİ

(2010-2015)

Publications at Gazi University, by journal

Journal	Publications ▼	Citations	Authors	SNIP ▼
Spectrochimica Acta - Part A: Molecular and Biomolecular Spectroscopy	32 ▲	100	45 ▲	1.166
Medicinal Chemistry Research	29 ▼	131	64 ▼	0.759
Turkish Journal of Chemistry	27 ▼	100	52 ▼	0.687
Journal of Applied Polymer Science	25 ▼	134	43 ▼	0.919
Asian Journal of Chemistry	25 ▼	23	36 ▼	0.198
Journal of Molecular Structure	22 ▲	85	25 ▲	0.810
Computational Materials Science	20 ▼	113	17 ▼	1.643
Journal of Polymer Science, Part A: Polymer Chemistry	17 ▼	134	14	0.927
Food Chemistry	16 ▼	180	14 ▼	1.930
Biological Trace Element Research	13 ▲	44	21 ▲	0.814

“KİMYA “ BİLİMSEL KONU BAŞLIĞI BAZINDA;

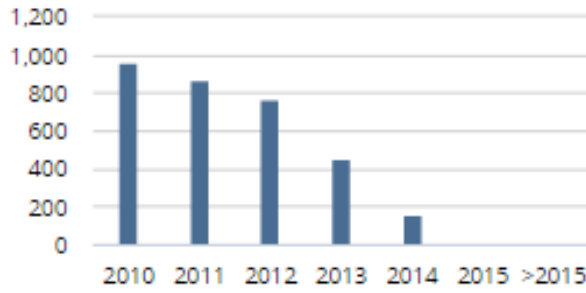
GAZİ ÜNİVERSİTESİNİN TOPLAM YAYIN ÜRETİM GÖSTERGELERİ

ALINAN ATIF SAYISI VE MAKALE BAŞINA ORTALAMA ATIF SAYISI

ALAN AĞIRLIKLI ATIF ETKİSİ

(2010-2015)

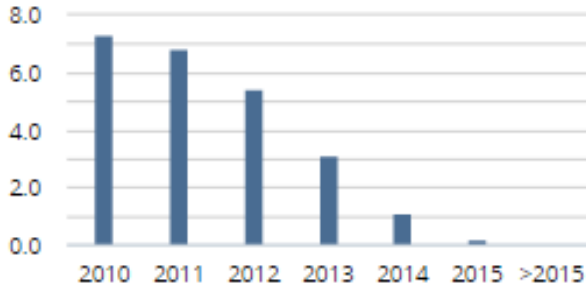
Citation Count



3,215

number of citations received by publications at Gazi University

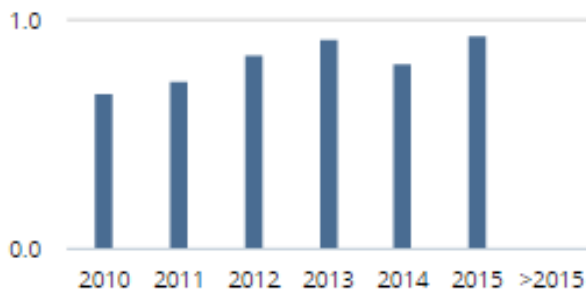
Citations per Publication



4.3

average number of citations per publication at Gazi University

Field-Weighted Citation Impact



0.82

Field-Weighted Citation Impact of Gazi University

“KİMYA” BİLİMSEL KONU BAŞLIĞI BAZINDA;

GAZİ ÜNİVERSİTESİNİN ORTAK YAZARLI MAKALELERİNİN TÜRLERİNE GÖRE

TOPLAM ÜRETİM İÇİNDEKİ PAYI

(2010-2015)

Collaboration

Publications at Gazi University, by amount of international, national and institutional collaboration



Metric		Publications	Citations	Citations per Publication	Field-Weighted Citation Impact
International collaboration	12.9%	97	399	4.1	0.86
Only national collaboration	46.4%	348	1,673	4.8	0.97
Only institutional collaboration	39.1%	293	1,103	3.8	0.64
Single authorship (no collaboration)	1.6%	12	40	3.3	0.54

Academic-Corporate Collaboration

Publications at Gazi University with both academic and corporate author affiliations



Metric		Publications	Citations	Citations per Publication	Field-Weighted Citation Impact
Academic-corporate collaboration	0.0%	0	0	0.0	-
No academic-corporate collaboration	100.0%	750	3,215	4.3	0.82

GAZİ ÜNİVERSİTESİNİN
“KİMYA “ BİLİMSEL KONU BAŞLIĞI ALTINDA,
YAYIN PERFORMANSININ
SEÇİLMİŞ DİĞER KURUMLAR-ÜLKE GRUPLARI İLE
KARŞILAŞTIRILMASI
(2010-2015)

GAZİ ÜNİVERSİTESİNİN








“KİMYA” BİLİMSEL KONU BAŞLIĞI BAZINDA;

YAYIN PERFORMANSININ SEÇİLEN ÜNİVERSİTELER İLE KARŞILAŞTIRILMASI

(2010-2015)

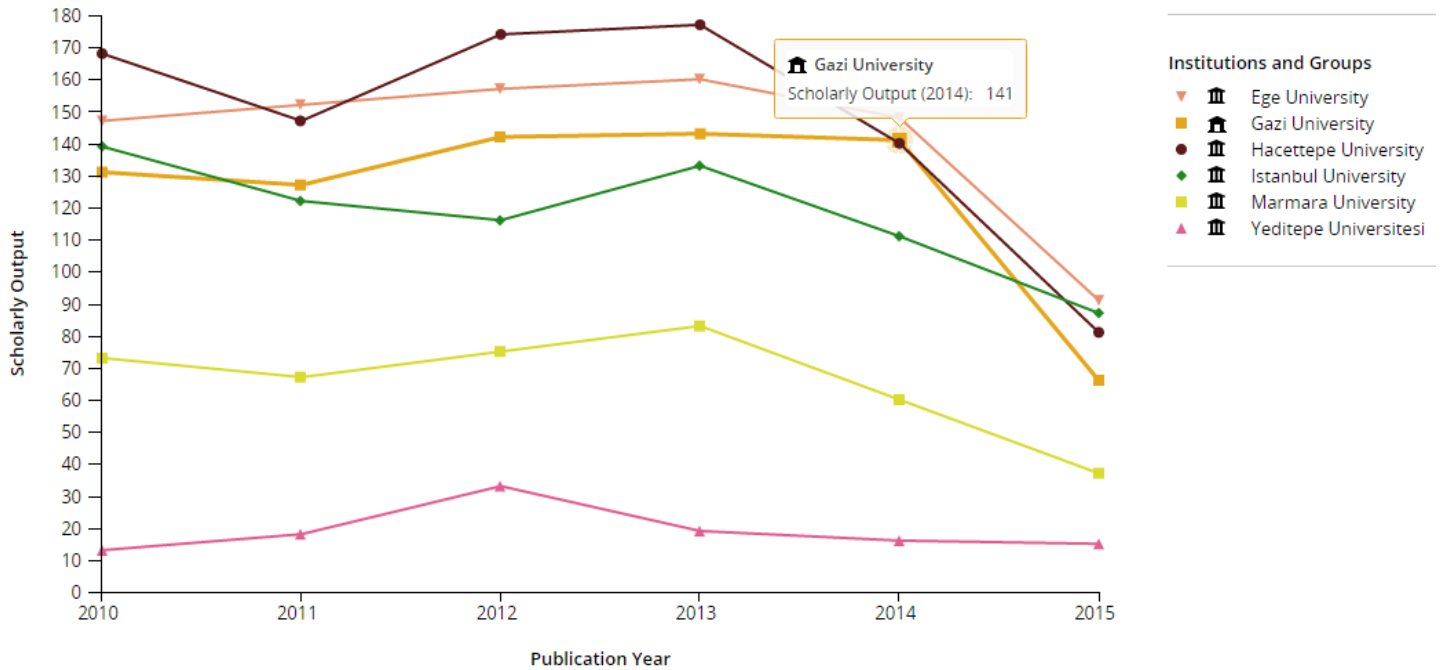
Scholarly Output

Publication Year

Entity 	2010	2011	2012	2013	2014	2015	Overall
 Ege University	147	152	157	160	148	91	855
 Gazi University	131	127	142	143	141	66	750
 Hacettepe University	168	147	174	177	140	81	887
 Istanbul University	139	122	116	133	111	87	708
 Marmara University	73	67	75	83	60	37	395
 Yeditepe Universitesi	13	18	33	19	16	15	114

Scholarly Output

Publication Year



GAZİ ÜNİVERSİTESİNİN

“KİMYA” BİLİMSEL KONU BAŞLIĞI BAZINDA;

YAYIN PERFORMANSININ SEÇİLEN ÜNİVERSİTELER İLE KARŞILAŞTIRILMASI

(Yayın Sayısı–Makale Başına Ortalama Atıf–Uluslararası İşbirliği Yüzdesi)

(2010–2015)

Scholarly Output ⚙️

Citations per Publication ⚙️

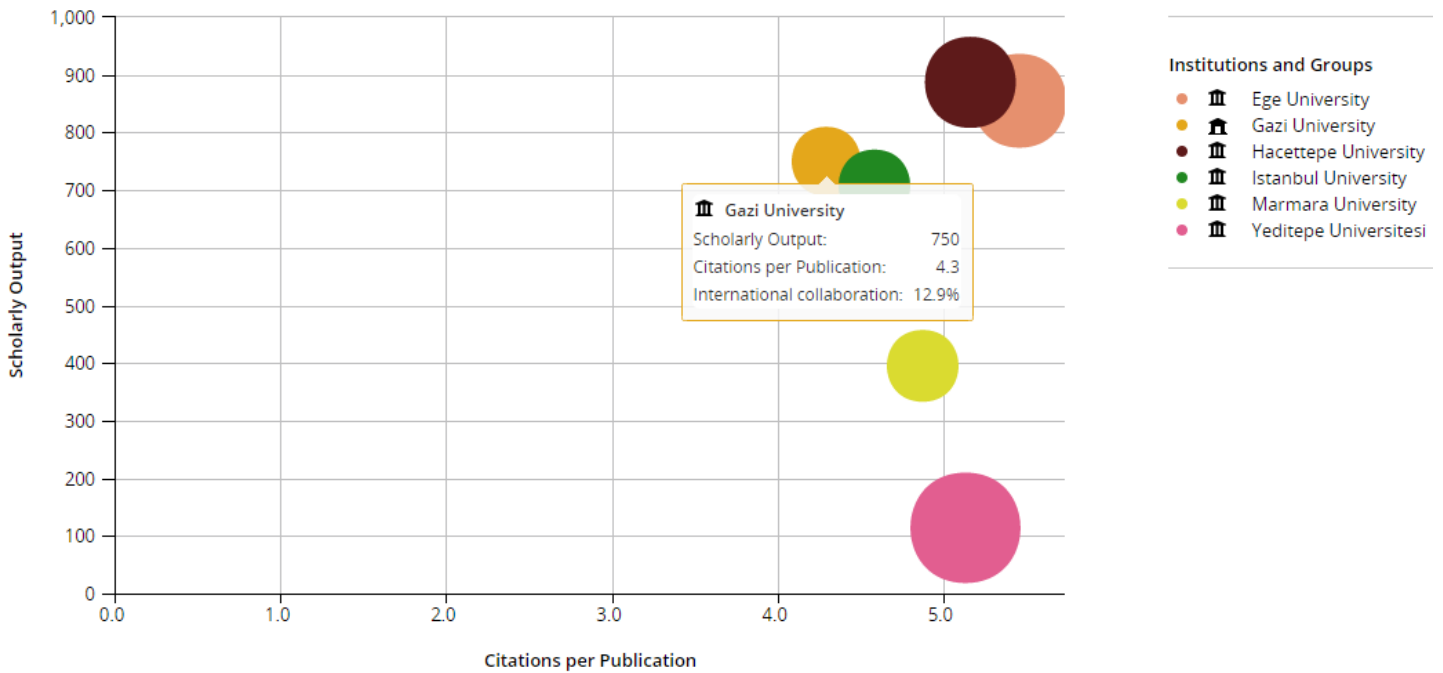
Collaboration ⚙️

Entity ↕	Scholarly Output	Citations per Publication	International collaboration (%)
Ege University	855	5.5	24.7
Gazi University	750	4.3	12.9
Hacettepe University	887	5.2	23.2
Istanbul University	708	4.6	14.3
Marmara University	395	4.9	14.9
Yeditepe Üniversitesi	114	5.1	34.2

Scholarly Output ⚙️

Citations per Publication ⚙️

Collaboration ⚙️



GAZI ÜNİVERSİTESİNİN

“KİMYA” BİLİMSEL KONU BAŞLIĞI BAZINDA;

YAYIN PERFORMANSININ SEÇİLEN ÜLKE GRUPLARI İLE KARŞILAŞTIRILMASI

(Yayın Sayısı–Makale Başına Ortalama Atıf–İşbirliği Seviyesi Bazında)

(2010–2015)

Scholarly Output

Citations per Publication

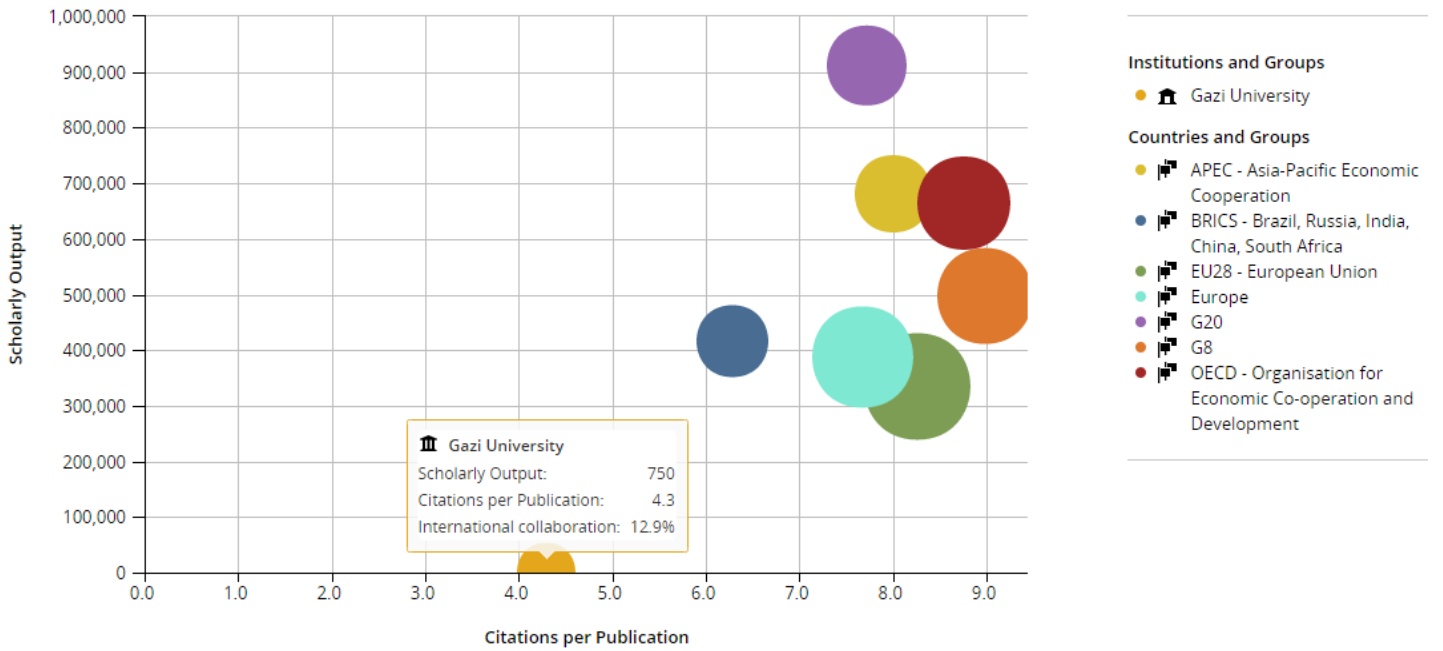
Collaboration

Entity	Scholarly Output	Citations per Publication	International collaboration (%)
APEC - Asia-Pacific Economic Cooperation	681,017	8.0	21.7
BRICS - Brazil, Russia, India, China, South Africa	416,108	6.3	19.1
EU28 - European Union	334,674	8.3	41.8
Europe	387,525	7.7	38.2
G20	911,669	7.7	23.1
G8	497,385	9.0	34.2
Gazi University	750	4.3	12.9
OECD - Organisation for Economic Co-operation and Development	664,273	8.7	31.7

Scholarly Output

Citations per Publication

Collaboration



“KİMYA “ BİLİMSEL KONU BAŞLIĞI ALTINDA
YAPILAN İŞBİRLİKLERİNİN ANALİZLERİ
(2010-2015)

GAZI ÜNİVERSİTESİNİN İŞBİRLİĞİ YAPTIĞI KURUMLARIN SAYILARI

(COĞRAFİ BAZDA GÖSTERİM)

(2010-2015)

Institutions collaborating with Gazi University

Worldwide ▾ All sectors ▾

134 collaborating Institutions 443 co-authored publications



GAZİ ÜNİVERSİTESİNİN

“KİMYA” BİLİMSEL KONU BAŞLIĞI ALTINDA YAPTIĞI

BİLİMSEL İŞBİRLİKLERİ-EN FAZLA İŞBİRLİĞİ YAPILAN

ÜNİVERSİTELER-KURUMLAR

(2010-2015)

Institutions collaborating with Gazi University

Worldwide ▾ All sectors ▾

134 collaborating Institutions 443 co-authored publications

Institution	Co-authored publications ▾	Co-authors at Gazi University	Co-authors at the other Institution	Field-Weight ▾
Hacettepe University	93 ▾	88 ▲	96 ▲	1.15
Ankara University	82 ▾	106 ▾	99	0.83
Middle East Technical University	54 ▾	48 ▾	59 ▲	1.15
Bilkent University	32 ▲	28 ▲	44 ▲	1.41
Ondokuz Mayıs University	27 ▾	21 ▾	15 ▾	0.11
Erciyes University	21 ▾	27	15 ▾	0.29
Selcuk University	21 ▲	28 ▲	26 ▲	0.81
Anadolu University	19 ▾	28 ▾	13 ▾	0.42
Kirikkale University	16 ▲	17 ▲	13	0.75
Firat University	14 ▲	16 ▲	11 ▲	0.93
Ataturk University	13	20 ▲	7	0.54
Dumlupinar Universitesi	13 ▾	10 ▲	15 ▾	0.62
Afyon Kocatepe University	10 ▲	8 ▲	7 ▲	0.10
Istanbul Technical University	8 ▲	10 ▲	10	0.88
Eastern Mediterranean University	8 ▲	9 ▲	3 ▲	0.62
King Saud University	7 ▲	10 ▲	7 ▲	0.43
Pamukkale University	7 ▲	7 ▲	9 ▲	0.57
Istanbul Kemerburgaz University	7 ▲	5 ▲	2 ▲	3.71
Cumhuriyet University	6	3	7	0.00
Marmara University	6 ▾	6 ▾	7 ▾	0.00

GAZİ ÜNİVERSİTESİ İLE AYNI ALANLARDA MAKALE ÜRETİMİ YAPAN

ANCAK GAZİ ÜNİVERSİTESİNİN HENÜZ İŞBİRLİĞİ YAPMADIĞI

ÜNİVERSİTELER-KURUMLAR

(2010-2015)





















Institutions not yet collaborating with Gazi University

Worldwide ▾

All sectors ▾

← Filter for more (regional) detail or filter by field at the top of the page

🏠 5,065 not yet collaborating Institutions

Institution	Publications ▾	Authors	Field-Weight ▾
 RAS	11,958 ▲	9,144 ▲	0.45
 Chinese Academy of Sciences	11,953 ▲	15,186 ▲	1.58
 Peking University	8,955 ▲	9,268 ▲	1.77
 CSIC	8,624 ▼	5,803 ▼	1.50
 Zhejiang University	8,562 ▲	9,614 ▲	1.51
 CNRS	7,242 ▲	9,390 ▲	1.40
 Jilin University	7,194 ▲	8,471 ▲	1.27
 Tsinghua University	7,021 ▲	6,921 ▲	1.78
 Kyoto University	6,306 ▲	5,130 ▲	1.41
 Islamic Azad University	6,209 ▲	4,491 ▲	0.89
 Nanjing University	6,196 ▲	6,008 ▲	1.64
 Sichuan University	6,057 ▲	8,131 ▲	1.09
 University of Tokyo	5,956 ▲	5,624 ▲	1.48
 CSIR - Chemistry and Physics	5,901 ▲	4,964 ▲	1.18
 University of Science and Technology of China	5,649 ▲	5,772 ▲	1.71
 East China University of Science and Technology	5,512 ▲	6,109 ▲	1.43
 Graduate University of Chinese Academy of Sciences	5,505 ▼	5,381 ▼	1.56
 Shandong University	5,224 ▲	6,024 ▲	1.16
 Osaka University	5,006 ▼	4,518 ▲	1.37
 Japan Science and Technology Agency	4,982 ▲	2,708 ▲	1.81

GAZİ ÜNİVERSİTESİ İLE AYNI ALANLARDA MAKALE ÜRETİMİ YAPAN ANCAK

GAZİ ÜNİVERSİTESİNİN HENÜZ İŞBİRLİĞİ YAPMADIĞI





















ÖZEL SEKTÖR KURULUŞLARI

(2010-2015)

Institutions not yet collaborating with Gazi University

Worldwide Corporate reset filter

300 not yet collaborating Institutions

Institution	Publications	Authors	Field-Weight
 Pfizer	1,292	3,148	1.23
 Merck	1,025	2,941	1.18
 GlaxoSmithKline	1,010	2,436	1.43
 SINOPEC	831	1,134	0.54
 Dow Chemical	813	997	0.89
 Bristol-Myers Squibb	759	1,830	1.09
 Novartis	681	1,387	1.28
 Xi'an Modern Chemistry Research Institute	598	626	0.66
 Samsung Advanced Institute of Technology	574	746	1.49
 Samsung	530	833	1.36
 Unilever	523	463	1.48
 Synchrotron Soleil	518	224	1.36
 AstraZeneca	497	933	1.22
 Dutch Polymer Institute - DPI	486	273	1.63
 Toyota Motor	449	445	1.58
 Bayer	444	578	1.43
 Amgen Incorporated	419	1,203	1.20
 IBM	407	458	2.94
 DuPont	405	482	1.21
 PetroChina	390	565	0.50