



EĞİTİM VE İSTATİSTİK BİRİMİ

18.07.2014

GENEL GÖRÜNÜM
TÜRKİYE
(2009-2014)

“ENERJİ” BİLİMSEL KONU BAŞLIĞI BAZINDA;

TÜRKİYE’DE YERLEŞİK KURUMLARIN TOPLAM YAYIN ÜRETİM GÖSTERGELERİ

YAYIN SAYISI VE DİSİPLİNLERE GÖRE YAYIN YÜZDELERİ

(2009-2014)

Turkey

Source: Scopus data up to 13 Jun 2014

2009 to >2014

Energy

Summary

Publications

Citations

Authors

Competencies

Institutions

Overall research performance

Export

Shortcuts

Publications

4,694 ▲

Authors

5,372 ▲

Citations

33,769

Field-Weighted Citation Impact

1.61

Performance by Journal Category



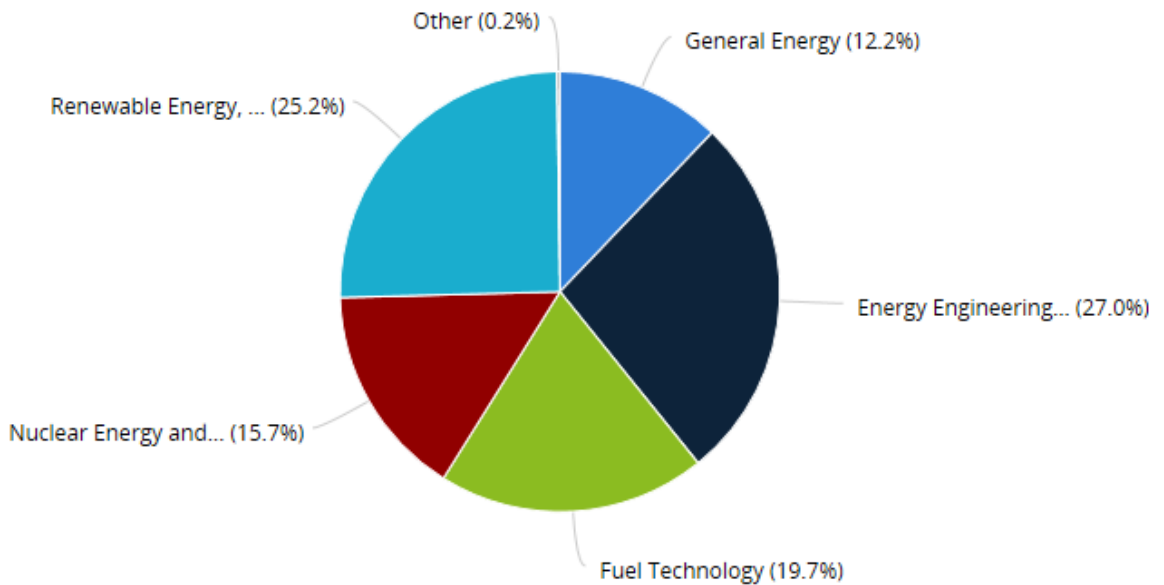
Pie chart



Bar chart



Table



“ENERJİ” BİLİMSEL KONU BAŞLIĞI ALTINDA;

TÜRKİYE’DE YERLEŞİK KURUMLARIN YAYIN ÜRETİM SIRALAMASI

YAYIN SAYISI BAZINDA

(2009-2014)

Institution	Publications ▾	Authors	Citations ▾
1. Gazi University	364 ▲	255 ▲	1,638
2. Middle East Technical University	361 ▲	351	2,326
3. Istanbul Technical University	359 ▲	407 ▲	1,543
4. Ege University	255 ▼	222 ▼	2,387
5. Yıldız Technical University	236 ▲	250 ▲	1,310
6. Karadeniz Technical University	149 ▼	110 ▲	855
7. Fırat University	148 ▼	103 ▼	1,435
8. Cukurova University	133 ▲	133 ▲	987
9. Sakarya University	124 ▲	110 ▲	657
10. Ataturk University	117 ▼	131 ▼	814

**“ENERJİ” BİLİMSEL KONU BAŞLIĞI ALTINDA;
TÜRKİYE’DE YERLEŞİK TÜM KURUMLARIN
ALDIKLARI ATIF SAYILARINA GÖRE SIRALAMASI
(2009-2014)**

Institution	Publications	Authors	Citations
1. Ege University	255 ▼	222 ▼	2,387
2. Middle East Technical University	361 ▲	351	2,326
3. Gazi University	364 ▲	255 ▲	1,638
4. Istanbul Technical University	359 ▲	407 ▲	1,543
5. Fırat University	148 ▼	103 ▼	1,435
6. Yıldız Technical University	236 ▲	250 ▲	1,310
7. Kocaeli University	106 ▼	64 ▼	1,150
8. Dokuz Eylül University	115 ▲	106 ▲	1,021
9. Cukurova University	133 ▲	133 ▲	987
10. Marmara University	108 ▲	76 ▲	928

GENEL GÖRÜNÜM
GAZİ ÜNİVERSİTESİ
(2009-2014)

**“ENERJİ” BİLİMSEL KONU BAŞLIĞI BAZINDA;
GAZİ ÜNİVERSİTESİNİN TOPLAM YAYIN ÜRETİM GÖSTERGELERİ
YAYIN SAYISI VE DİSİPLİNLERE GÖRE YAYIN YÜZDELERİ
(2009-2014)**

Gazi University

Turkey | [More details on this Institution](#)

Source: Scopus data up to 13 Jun 2014

2009 to >2014

Energy

Summary

Publications

Citations

Authors

Collaboration

Competencies

Overall research performance

Export

Shortcuts

Publications

364 ▲

Authors

255 ▲

Citations

1,638

Field-Weighted Citation Impact

1.41

Performance by Journal Category



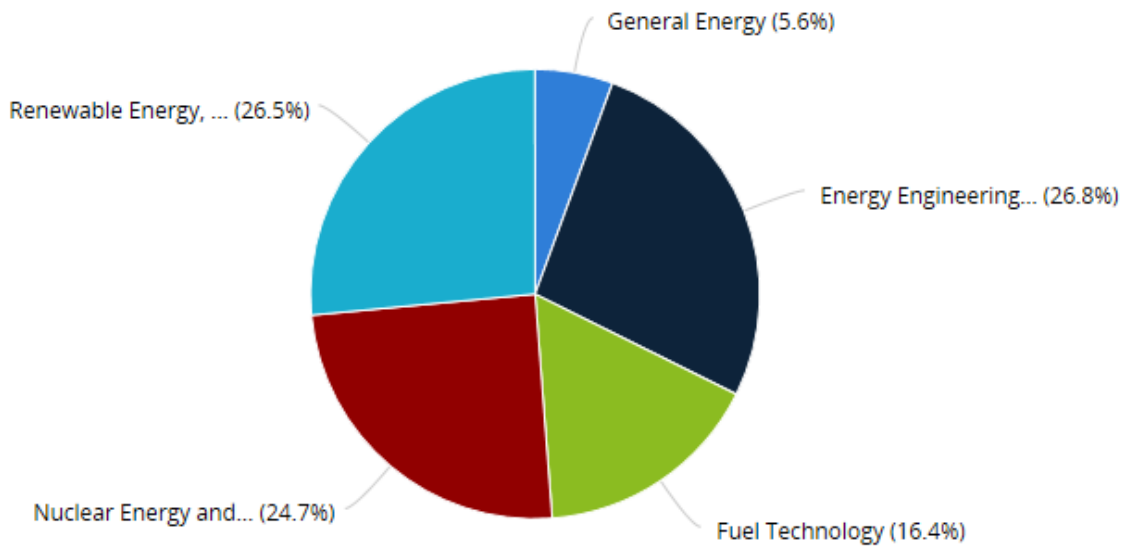
Pie chart



Bar chart



Table



“ENERJİ” BİLİMSEL KONU BAŞLIĞI BAZINDA;

GAZİ ÜNİVERSİTESİNDE EN FAZLA YAYIN YAPAN İLK 5 BİLİM İNSANI VE

EN FAZLA ATIF ALAN İLK 5 MAKALE

(2009-2014)

Top authors

Export ▼

Top 5 authors, by number of publications at Gazi University over the period 2009 to >2014.

Note that some authors may no longer be affiliated with Gazi University.

Name	Publications	Most recent publication	Citations	h-index
1. Colak, I.	38	2014	191	12
2. Acir, A.	25	2013	61	11
3. Gürü, M.	20	2013	222	17
4. Bayindir, R.	18	2014	114	9
5. Sözen, A.	17	2014	96	23

Most cited publications

Publication	Citations
Colak, I. et al. Review of multilevel voltage source inverter topologies and control schemes. (2011) Energy Conversion and Management, 52 (2), pp. 1114-1128. View in Scopus	73
Gürü, M. et al. Biodiesel production from waste chicken fat based sources and evaluation with Mg based additive in a diesel engine. (2010) Renewable Energy, 35 (3), pp. 637-643. View in Scopus	50
Koç, M. et al. The effects of ethanol-unleaded gasoline blends on engine performance and exhaust emissions in a spark-ignition engine. (2009) Renewable Energy, 34 (10), pp. 2101-2106. View in Scopus	45
Arbag, H. et al. Activity and stability enhancement of Ni-MCM-41 catalysts by Rh incorporation for hydrogen from dry reforming of methane. (2010) International Journal of Hydrogen Energy, 35 (6), pp. 2296-2304. View in Scopus	40
Duman, S. et al. Optimal power flow using gravitational search algorithm. (2012) Energy Conversion and Management, 59 (), pp. 86-95. View in Scopus	38











“ENERJİ” BİLİMSEL KONU BAŞLIĞI BAZINDA;
GAZİ ÜNİVERSİTESİNİN EN FAZLA İŞBİRLİĞİ YAPTIĞI KURUMLAR
(2009-2014)

Top collaborating Institutions

Export ▼

Shortcuts ▼

by number of publications co-authored with Gazi University

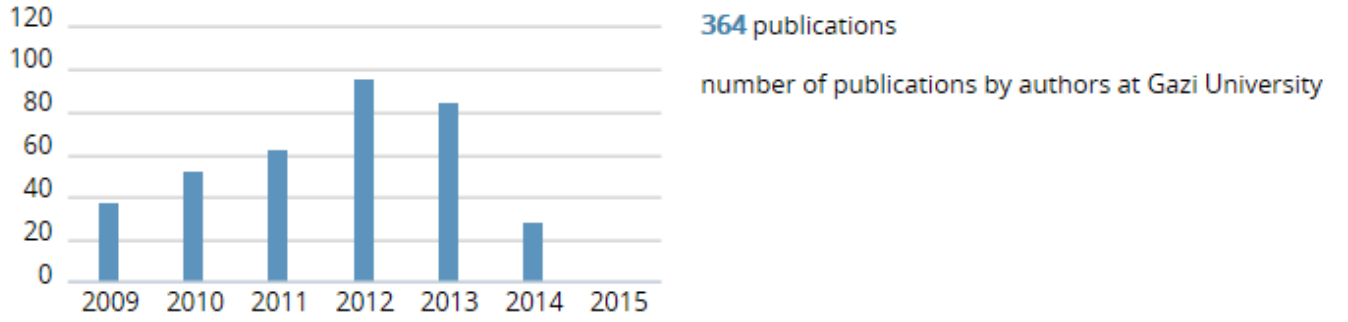
Institution	Co-authored publications	Citations received for co-authored publications	Co-authors
1.  Kırıkkale University	20 ▼	112	4 ▼
2.  Atılım Üniversitesi	18 ▲	51	5 ▲
3.  Afyon Kocatepe University	13	57	8 ▼
4.  Süleyman Demirel University	11 ▼	55	2 ▼
5.  Ankara University	8 ▲	13	6 ▲
6.  Mersin University	7 ▼	99	3 ▼
7.  Yüzüncü Yıl University	7	105	2
8.  Baskent University	6 ▼	18	4 ▼
9.  Erciyes University	6	26	6 ▲
10.  Inönü University	6 ▲	29	3

“ENERJİ” BİLİMSEL KONU BAŞLIĞI BAZINDA;

GAZİ ÜNİVERSİTESİNİN TOPLAM YAYIN ÜRETİM GÖSTERGELERİ-YAYIN SAYISI

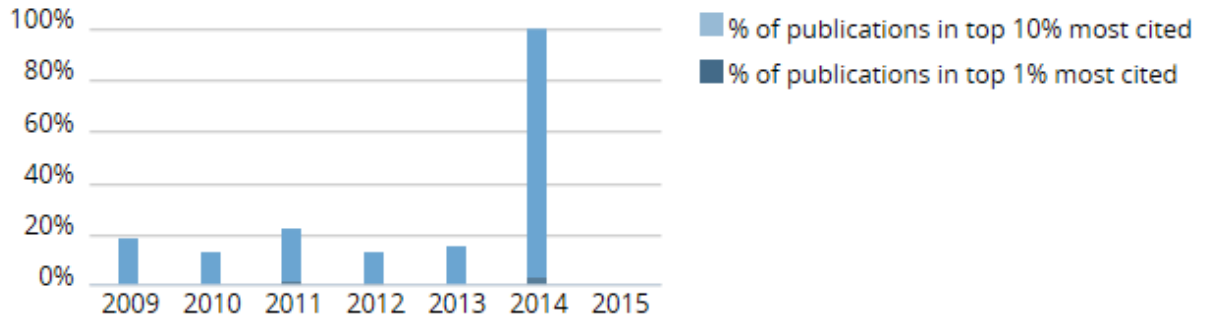
(2009-2014)

Scholarly Output

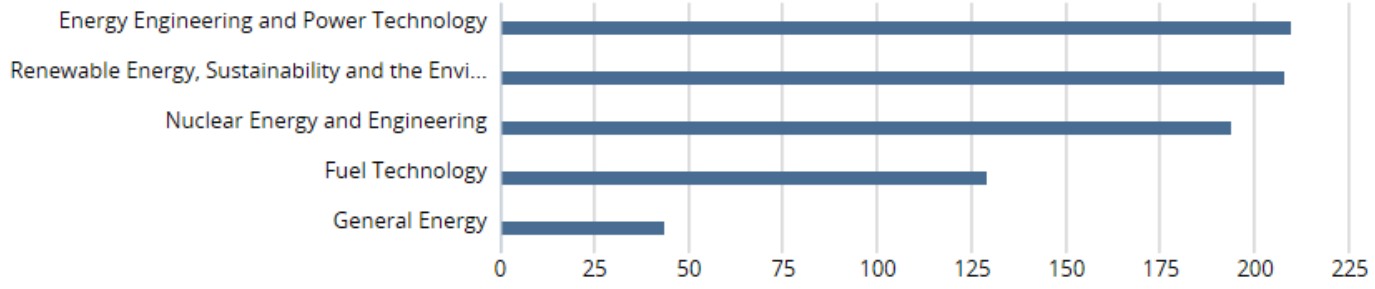


Outputs in Top Percentiles

Share of publications at Gazi University that are within the top 1% and 10% most cited publications worldwide



**“ENERJİ” BİLİMSEL KONU BAŞLIĞI BAZINDA;
GAZİ ÜNİVERSİTESİNİN TOPLAM YAYIN ÜRETİM GÖSTERGELERİ
ALT DİSİPLİN BAZINDA
(2009-2014)**



“ENERJİ” BİLİMSEL KONU BAŞLIĞI BAZINDA;
GAZİ ÜNİVERSİTESİNİN TOPLAM YAYIN ÜRETİM GÖSTERGELERİ
EN FAZLA YAYIN YAPILAN İLK 10 BİLİMSEL DERGİ
(2009-2014)

Publications at Gazi University, by journal

Export ▼

Journal	Publications	Citations	Authors	SNIP ▼
Energy Conversion and Management	46 ▲	335	41 ▲	1.748
International Conference on Power Engineering, Energy and Electrical Drives	35 ▲	2	41 ▲	-
Journal of Fusion Energy	25 ▲	83	11 ▼	0.710
Energy Education Science and Technology Part A: Energy Science and Research	20 ▲	50	28 ▲	0.307
Annals of Nuclear Energy	19 ▲	75	15	1.636
International Journal of Hydrogen Energy	18 ▲	233	21 ▲	1.767
Energy Sources, Part B: Economics, Planning and Policy	18 ▲	40	14 ▲	0.447
International Journal of Energy Research	15 ▲	32	15 ▲	1.282
Energy Sources, Part A: Recovery, Utilization and Environmental Effects	15	33	15	0.532
2012 International Conference on Renewable Energy Research and Applications, ICRERA 2012	14	0	23	-

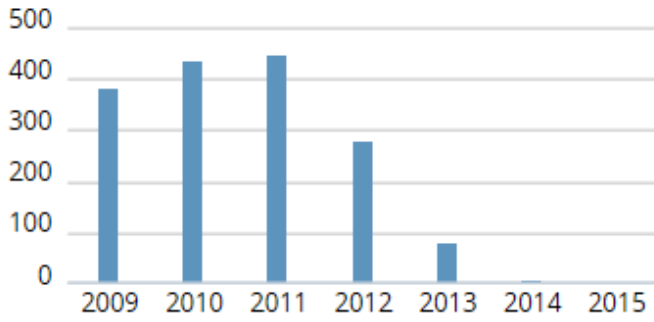
“ENERJİ” BİLİMSEL KONU BAŞLIĞI BAZINDA;

GAZİ ÜNİVERSİTESİNİN TOPLAM YAYIN ÜRETİM GÖSTERGELERİ

ALINAN ATIF SAYISI VE MAKALE BAŞINA ORTALAMA ATIF SAYISI

(2009-2014)

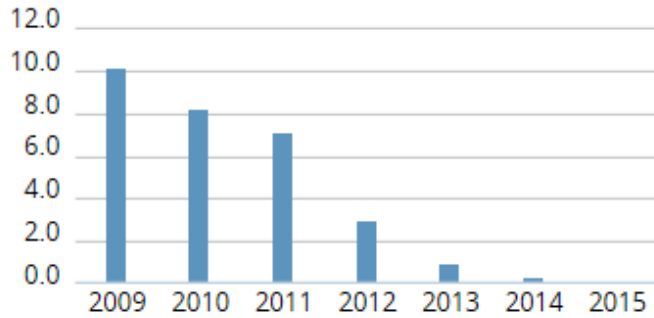
Citation Count



1,638 citations

number of citations received by publications at Gazi University

Citations per Publication

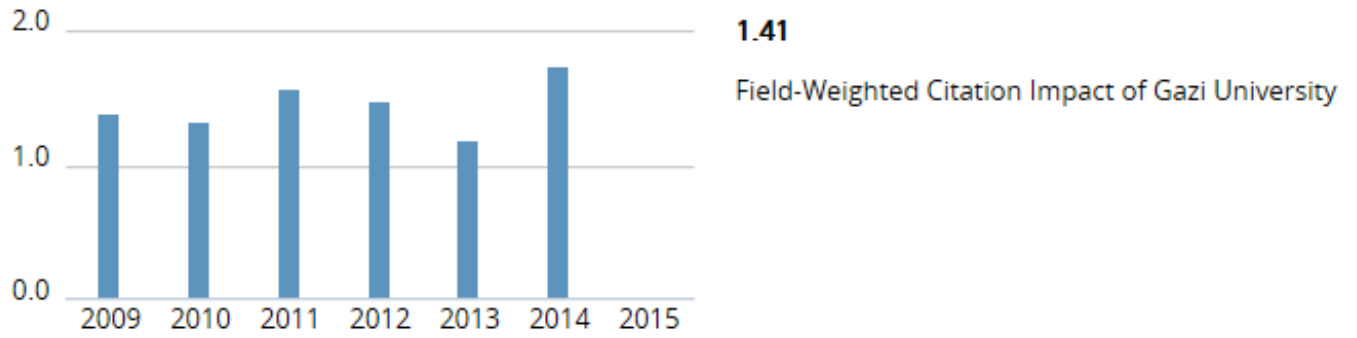


4.5 citations per publication

average number of citations per publication at Gazi University

**“ENERJİ” BİLİMSEL KONU BAŞLIĞI BAZINDA;
GAZİ ÜNİVERSİTESİNİN TOPLAM YAYIN ÜRETİM GÖSTERGELERİ
ALAN AĞIRLIKLIL ATIF ETKİSİ
(2009-2014)**

Field-Weighted Citation Impact 



“ENERJİ” BİLİMSEL KONU BAŞLIĞI BAZINDA;

GAZİ ÜNİVERSİTESİNİN ORTAK YAZARLI MAKALELERİNİN TÜRLERİNE GÖRE

TOPLAM ÜRETİM İÇİNDEKİ PAYI

(2009-2014)

Collaboration

Shortcuts ▼

Publication output of Gazi University, by amount of international, national, and institutional co-authorship



8.5%	International collaboration	31 publications (8.5%) were co-authored with Institutions in other countries Citations per Publication: 1.6
30.8%	National collaboration	112 publications (30.8%) were co-authored with other Institutions in Turkey, but not with Institutions in other countries Citations per Publication: 5.6
51.9%	Institutional collaboration	189 publications (51.9%) were co-authored with others at Gazi University, but not with other Institutions Citations per Publication: 4.8
8.8%	Single authorship	32 publications (8.8%) were not co-authored but had a single author Citations per Publication: 1.8

Academic-Corporate Collaboration



0.0%	Academic-corporate collaboration	0 publications (0.0%) had one or more authors with both academic and corporate affiliation Citations per Publication: 0.0
100.0%	No academic-corporate collaboration	364 publications (100.0%) did not have authors with both academic and corporate affiliation Citations per Publication: 4.5

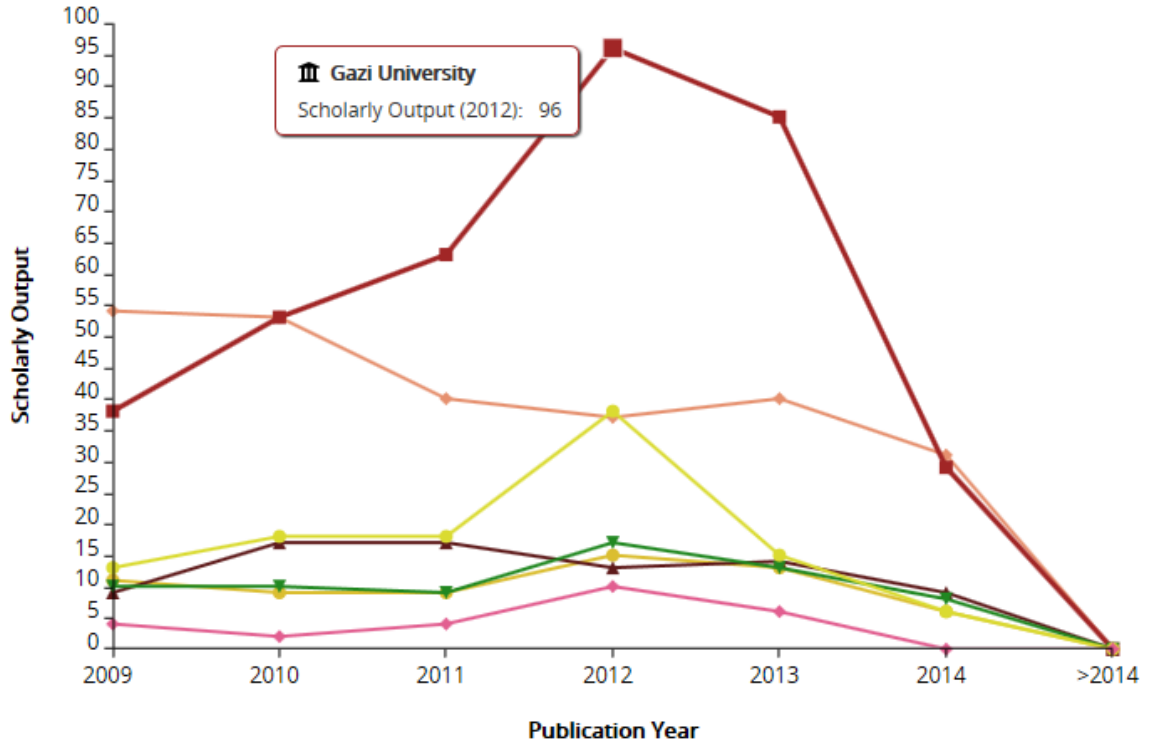
GAZİ ÜNİVERSİTESİNİN
“ENERJİ” BİLİMSEL KONU BAŞLIĞI ALTINDA,
YAYIN PERFORMANSININ
SEÇİLMİŞ DİĞER KURUMLAR-ÜLKE GRUPLARI İLE
KARŞILAŞTIRILMASI
(2009-2014)

**GAZİ ÜNİVERSİTESİNİN “ENERJİ” BİLİMSEL KONU BAŞLIĞI BAZINDA;
YAYIN PERFORMANSININ SEÇİLEN ÜNİVERSİTELER İLE KARŞILAŞTIRILMASI
(2009-2014)**

Entity ▲	Scholarly Output							Overall
	2009	2010	2011	2012	2013	2014	>2014	
■ Ankara University	11	9	9	15	13	6	0	63
■ Ege University	54	53	40	37	40	31	0	255
■ Gazi University	38	53	63	96	85	29	0	364
■ Hacettepe University	9	17	17	13	14	9	0	79
■ Istanbul University	10	10	9	17	13	8	0	67
■ Marmara University	13	18	18	38	15	6	0	108
■ Yeditepe Üniversitesi	4	2	4	10	6	0	0	26

Scholarly Output ⚙️

Publication Year



- Ankara University
 Ege University
 Gazi University
 Hacettepe University
 Istanbul University
 Marmara University
 Yeditepe Üniversitesi

GAZİ ÜNİVERSİTESİNİN “ENERJİ” BİLİMSEL KONU BAŞLIĞI BAZINDA;
YAYIN PERFORMANSININ SEÇİLEN ÜNİVERSİTELER İLE KARŞILAŞTIRILMASI
(Yayın Sayısı-Makale Başına Ortalama Atıf-Uluslararası İşbirliği Yüzdesi)

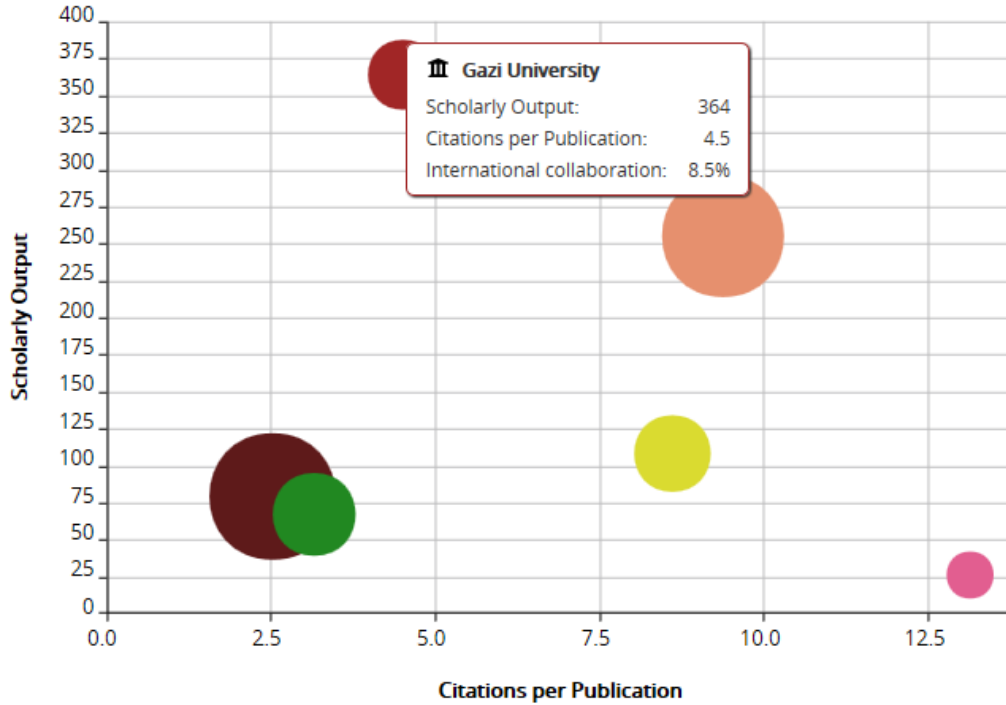
(2009-2014)

Entity	Scholarly Output	Citations per Publication	International collaboration (%)
Ankara University	63	3.0	3.2
Ege University	255	9.4	25.9
Gazi University	364	4.5	8.5
Hacettepe University	79	2.5	27.9
Istanbul University	67	3.1	11.9
Marmara University	108	8.6	10.2
Yeditepe Universitesi	26	13.1	3.9

Scholarly Output

Citations per Publication

Collaboration



- Ankara University Ege University Gazi University Hacettepe University
 Istanbul University Marmara University Yeditepe Universitesi

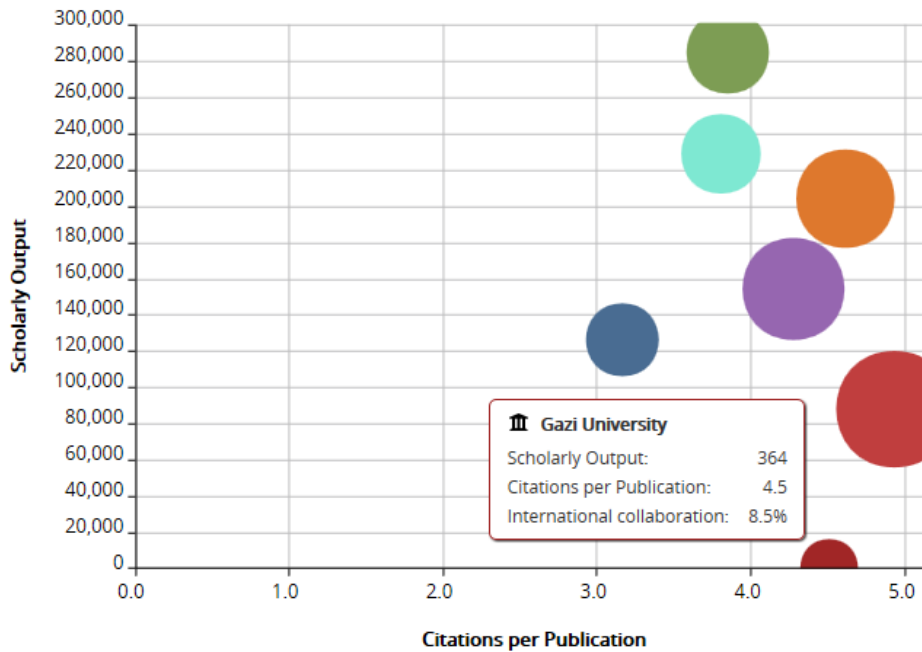
**GAZİ ÜNİVERSİTESİNİN “ENERJİ” BİLİMSEL KONU BAŞLIĞI BAZINDA;
YAYIN PERFORMANSININ SEÇİLEN ÜLKE GRUPLARI İLE KARŞILAŞTIRILMASI
(Yayın Sayısı-Makale Başına Ortalama Atıf-İşbirliği Seviyesi Bazında)
(2009-2014)**

Entity ▲	Scholarly Output	Citations per Publication	International collaboration (%)
■ APEC - Asia-Pacific Economic Cooperation	228,599	3.8	16.2
■ BRICS - Brazil, Russia, India, China, South Africa	126,154	3.2	13.6
■ EU28 - European Union	87,941	4.9	34.7
■ G8	154,205	4.3	26.7
■ G20	284,502	3.8	17.4
■ Gazi University	364	4.5	8.5
■ OECD - Organisation for Economic Co-operation and Development	203,916	4.6	24.8

Scholarly Output ⚙️

Citations per Publication ⚙️

Collaboration ⚙️



- Gazi University
- APEC - Asia-Pacific Economic Cooperation
- BRICS - Brazil, Russia, India, China, South Africa
- EU28 - European Union
- G20
- G8
- OECD - Organisation for Economic Co-operation and Development

**“ENERJİ” BİLİMSEL KONU BAŞLIĞI ALTINDA
YAPILAN İŞBİRLİKLERİNİN ANALİZLERİ
(2009-2014)**

GAZI ÜNİVERSİTESİNİN İŞBİRLİĞİ YAPTIĞI KURUMLARIN SAYILARI

(COĞRAFİ BAZDA GÖSTERİM)

(2009-2014)

Institutions collaborating with Gazi University

Worldwide ▾

All sectors ▾

🏢 57 collaborating Institutions 📄 141 co-authored publications



GAZİ ÜNİVERSİTESİNİN “ENERJİ” BİLİMSEL KONU BAŞLIĞI ALTINDA YAPTIĞI
BİLİMSEL İŞBİRLİKLERİ-EN FAZLA İŞBİRLİĞİ YAPILAN
ÜNİVERSİTELER-KURUMLAR
(2009-2014)

57 collaborating Institutions 141 co-authored publications

Institution	Co-authored publications	Co-authors at Gazi University	Co-authors at the other institution	Citations
Kirikkale University	20	11	4	112
Atilim Universitesi	18	12	5	51
Afyon Kocatepe University	13	8	8	57
Suleyman Demirel University	11	6	2	55
Ankara University	8	5	6	13
Mersin University	7	7	3	99
Yuzuncu Yil University	7	3	2	105
Baskent University	6	9	4	18
Erciyes University	6	2	6	26
Inonu University	6	4	3	29
Nigde Universitesi	6	3	7	7
European Commission Joint Research Centre Institute	5	6	8	1
Abant İzzet Baysal University	4	2	1	16
Canakkale Onsekiz Mart University	4	1	2	105
Sakarya University	4	6	5	20

GAZİ ÜNİVERSİTESİ İLE AYNI ALANLARDA MAKALE ÜRETİMİ YAPAN
ANCAK GAZİ ÜNİVERSİTESİNİN HENÜZ İŞBİRLİĞİ YAPMADIĞI
ÜNİVERSİTELER-KURUMLAR
(2009-2014)

Institutions not yet collaborating with Gazi University

Worldwide ▾ All sectors ▾

🏢 3,694 not yet collaborating Institutions

Institution	Publications ▾	Authors	Citations ▾
🇨🇳 China University of Petroleum	4,830 ▾	5,995 ▲	7,425
🇨🇳 Tsinghua University	4,813 ▾	5,014 ▲	20,454
🇨🇳 North China Electric Power University	3,460 ▾	3,908 ▲	7,628
🇨🇳 SINOPEC	2,995 ▾	4,640 ▲	2,305
🇨🇳 Shanghai Jiaotong University	2,563 ▾	2,933 ▲	10,477
🇨🇳 Xi'an Jiaotong University	2,551 ▾	3,041 ▲	9,599
🇨🇳 Zhejiang University	2,520 ▾	3,256 ▲	12,109
🇨🇳 Chinese Academy of Sciences	2,367 ▲	4,212 ▲	10,434
🇺🇸 CEA	2,237 ▾	2,951 ▾	9,812
🇨🇳 China University of Mining And Technology	2,117 ▾	3,391 ▲	6,115
🇨🇳 Chongqing University	2,062 ▾	2,813 ▲	5,792
🇺🇸 Texas A and M University	2,039 ▾	1,645 ▲	6,256
🇨🇳 Harbin Institute of Technology	1,982 ▾	3,004 ▾	6,960
🇯🇵 Japan Atomic Energy Agency	1,931 ▾	2,029 ▾	5,227
🇨🇳 PetroChina	1,773 ▾	3,446 ▲	2,045

GAZİ ÜNİVERSİTESİ İLE AYNI ALANLARDA MAKALE ÜRETİMİ YAPAN ANCAK


GAZİ ÜNİVERSİTESİNİN HENÜZ İŞBİRLİĞİ YAPMADIĞI
















ÖZEL SEKTÖR KURULUŞLARI

(2009-2014)

Institutions not yet collaborating with Gazi University

Worldwide Corporate

 239 not yet collaborating Institutions

Institution	Publications <input type="button" value="v"/>	Authors	Citations <input type="button" value="v"/>
 SINOPEC	2,995 <input type="button" value="v"/>	4,640 <input type="button" value="▲"/>	2,305
 PetroChina	1,773 <input type="button" value="v"/>	3,446 <input type="button" value="▲"/>	2,045
 China Electric Power Research Institute	1,369 <input type="button" value="v"/>	1,485 <input type="button" value="▲"/>	2,856
 Research Institute of Petroleum Exploration and Development	1,122 <input type="button" value="v"/>	1,768 <input type="button" value="▲"/>	3,634
 Shell	709 <input type="button" value="v"/>	1,062 <input type="button" value="▲"/>	2,314
 Chevron Energy Technology Company	516 <input type="button" value="v"/>	617 <input type="button" value="v"/>	1,255
 General Electric	503 <input type="button" value="v"/>	693 <input type="button" value="v"/>	1,616
 Electricite de France	500 <input type="button" value="v"/>	579 <input type="button" value="v"/>	1,729
 AREVA	490 <input type="button" value="v"/>	457 <input type="button" value="v"/>	882
 VTT	471 <input type="button" value="v"/>	403 <input type="button" value="▲"/>	2,508
 ExxonMobil	461 <input type="button" value="v"/>	680 <input type="button" value="v"/>	912
 Hitachi	453 <input type="button" value="v"/>	832 <input type="button" value="▲"/>	751
 Electric Power Research Institute	397 <input type="button" value="v"/>	225 <input type="button" value="v"/>	872
 Schlumberger-Doll Research	396 <input type="button" value="v"/>	619 <input type="button" value="▲"/>	1,475
 Petrobras	364 <input type="button" value="v"/>	514 <input type="button" value="v"/>	714