



EKONOMİ, EKONOMETRİ VE FİNANS

BİLİMSEL KONU BAŞLIĞI ALTINDA
BİLİMSEL ÇIKTILAR, PERFORMANS ANALİZİ
VE
İŞBİRLİĞİ FIRSATLARI



EĞİTİM VE İSTATİSTİK BİRİMİ

28.04.2015

GENEL GÖRÜNÜM

TÜRKİYE

(2010-2015)

“EKONOMİ, EKONOMETRİ VE FİNANS” BİLİMSEL KONU BAŞLIĞI BAZINDA;

TÜRKİYE’DE YERLEŞİK KURUMLARIN TOPLAM YAYIN ÜRETİM GÖSTERGELERİ

YAYIN SAYISI VE DİSİPLİNLERE GÖRE YAYIN YÜZDELERİ

(2010-2015)

Turkey

Source: Scopus data up to 16 Mar 2015

2010 to >2015

Economics, Econometrics and Finance

Summary

Publications

Citations

Authors

Competencies

Institutions

Overall research performance

Publications
2,189 ▲

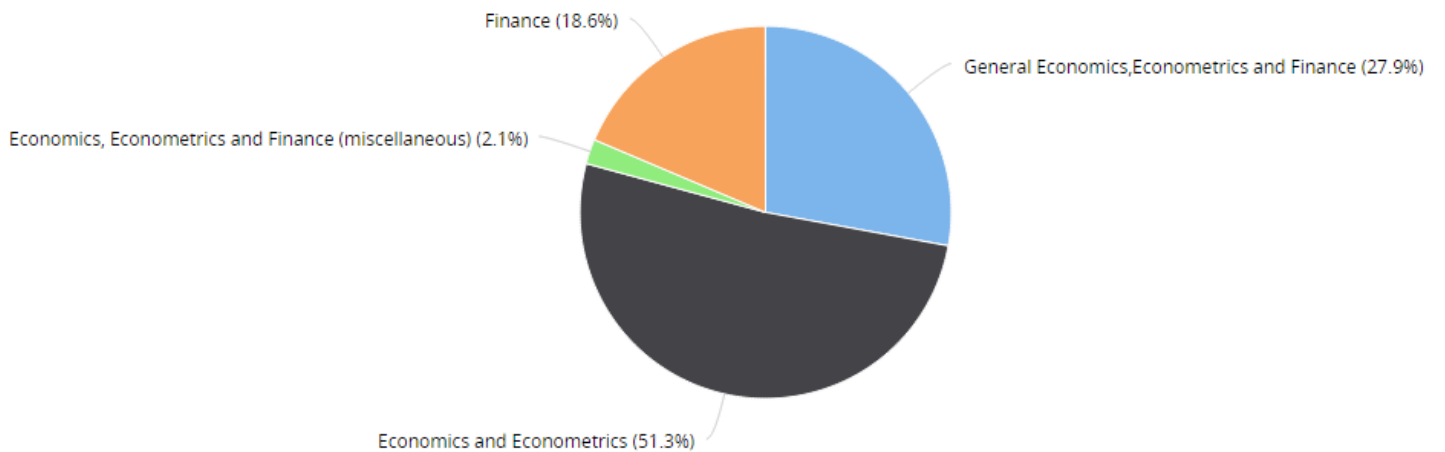
Citations
4,024

Authors
2,177 ▲

Field-Weighted Citation Impact
0.89

Citations per Publication
1.8

Publications by Journal Category



“EKONOMİ, EKONOMETRİ VE FİNANS” BİLİMSEL KONU BAŞLIĞI ALTINDA;

TÜRKİYE’DE YERLEŞİK KURUMLARIN YAYIN ÜRETİM SIRALAMASI

YAYIN SAYISI BAZINDA

(2010-2015)

Institutions in Turkey

74 of the 80 Institutions in Turkey have publications within Economics, Econometrics and Finance (2010 to >2015):

Institution	Publications ▼	Authors	Citations ▼
1. Koc University	131 ▲	75 ▲	509
2. Bilkent University	124 ▼	86 ▲	443
3. Middle East Technical University	114 ▲	100 ▲	311
4. Bogazici University	110 ▲	82 ▲	260
5. Eastern Mediterranean University	87	37	217
6. Sabanci Universitesi	80 ▲	58 ▼	192
7. Istanbul University	76 ▲	60 ▲	55
8. Hacettepe University	74 ▼	61 ▼	123
9. Marmara University	74 ▲	64 ▲	66
10. Yildiz Technical University	54 ▲	48 ▲	61
11. Istanbul Technical University	51 ▼	47 ▼	124
12. Istanbul Bilgi Universitesi	51 ▲	39 ▲	70
13. Gazi University	47 ▼	28 ▼	107
14. Izmir Ekonomi Universitesi	44 ▲	36 ▲	112
15. Dokuz Eylul University	43 ▲	40 ▲	62
16. Yeditepe Universitesi	43 ▼	34 ▼	67
17. Ankara University	40 ▲	41 ▲	67
18. Selcuk University	30 ▲	36 ▲	17
19. Ozyegin University	30 ▲	23 ▲	85
20. Bahcesehir Universitesi	30 ▲	19 ▼	28

“EKONOMİ, EKONOMETRİ VE FİNANS” BİLİMSEL KONU BAŞLIĞI ALTINDA;

TÜRKİYE’DE YERLEŞİK TÜM KURUMLARIN ALDIKLARI ATIF SAYILARINA GÖRE SIRALAMASI (2010-2015)

Institutions in Turkey

74 of the 80 Institutions in Turkey have publications within Economics, Econometrics and Finance (2010 to >2015):

Institution	Publications	Authors	Citations
1. Koc University	131 ▲	75 ▲	509
2. Bilkent University	124 ▼	86 ▲	443
3. Middle East Technical University	114 ▲	100 ▲	311
4. Bogazici University	110 ▲	82 ▲	260
5. Eastern Mediterranean University	87	37	217
6. Sabanci Universitesi	80 ▲	58 ▼	192
7. Istanbul Technical University	51 ▼	47 ▼	124
8. Hacettepe University	74 ▼	61 ▼	123
9. Gebze Institute of Technology	15 ▼	21 ▼	123
10. Izmir Ekonomi Universitesi	44 ▲	36 ▲	112
11. Cankaya Universitesi	23 ▼	20 ▼	112
12. Gazi University	47 ▼	28 ▼	107
13. Pamukkale University	27 ▼	22 ▼	94
14. Mustafa Kemal University	16 ▼	11 ▲	92
15. Ozyegin University	30 ▲	23 ▲	85
16. TOBB University of Economics and Technology	28 ▼	17 ▼	72
17. Istanbul Bilgi Universitesi	51 ▲	39 ▲	70
18. Yeditepe Universitesi	43 ▼	34 ▼	67
19. Ankara University	40 ▲	41 ▲	67
20. Marmara University	74 ▲	64 ▲	66

GENEL GÖRÜNÜM
GAZİ ÜNİVERSİTESİ
(2010-2015)

“EKONOMİ, EKONOMETRİ VE FİNANS” BİLİMSEL KONU BAŞLIĞI BAZINDA;

GAZİ ÜNİVERSİTESİNİN TOPLAM YAYIN ÜRETİM GÖSTERGELERİ

YAYIN SAYISI VE DİSİPLİNLERE GÖRE YAYIN YÜZDELERİ

(2010-2015)

Gazi University

Turkey | More details on this Institution

Source: Scopus data up to 16 Mar 2015

2010 to >2015

Economics, Econometrics and Finance

Summary

Publications

Citations

Authors

Collaboration

Competencies

Overall research performance

Publications

47 ▼

Citations

107

Authors

28 ▼

Field-Weighted Citation Impact

0.70

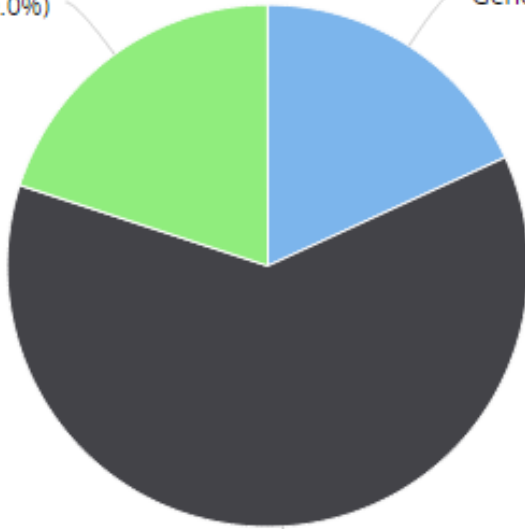
Citations per Publication

2.3

Publications by Journal Category

Finance (20.0%)

General Economics, Econometrics and Finance (18.2%)



Economics and Econometrics (61.8%)

“EKONOMİ, EKONOMETRİ VE FİNANS” BİLİMSEL KONU BAŞLIĞI BAZINDA;

GAZİ ÜNİVERSİTESİNDE EN FAZLA YAYIN YAPAN BİLİM İNSANLARI

(2010-2015)

Authors

Top 100 authors, by number of publications at Gazi University over the period 2010 to >2015.

Note that some authors may no longer be affiliated with Gazi University.

Name	Publications	Most recent publication	Citations	h-index
1. Özdemir, Zeynel Abidin	11	2014	60	7
2. Şahin, Afşin	5	2014	0	2
3. Acikgoz, Senay	4	2014	0	0
4. Togay, Selahattin	4	2013	5	2
5. Emirmahmutoglu, Furkan	3	2014	6	2
6. Kose, Nezir	3	2013	6	2
7. Yalcin, Yeliz	3	2012	5	3
8. Yıldırım, Jülide O.	3	2011	3	6
9. Arslantürk, Yalcin	2	2011	41	3
10. Doğan, Nükhet	2	2012	12	3
11. Saraçoğlu, Bedriye	2	2012	0	2
12. Akcoraoglu, Alpaslan	1	2011	0	0
13. Aksoy, Sezgin	1	2012	2	1
14. Armatli-Koroğlu, Bilge	1	2012	2	1
15. Baser, Furkan	1	2010	3	1
16. Baykoç, Ömer Faruk	1	2011	2	6
17. Çaşkurlu, Eren	1	2014	0	0
18. Çetinkaya, Murat	1	2010	3	10
19. Dağdeviren, Metin	1	2014	0	10
20. Ejder, Haydar Lütfü	1	2014	0	0
21. Elmas, Çetin	1	2010	1	8
22. Gökçe, Atilla	1	2013	0	0
23. Keskin Benli, Yasemin	1	2013	0	0
24. Mert, Merter	1	2010	0	0
25. Özyörük, Bahar	1	2014	0	0
26. Saraçoğlu, Osman Fatih	1	2014	0	0
27. Ünal, Orhan	1	2011	0	0
28. Üner, Mithat Mithat	1	2013	6	1

GAZİ ÜNİVERSİTESİNDE EN FAZLA ATIF ALAN İLK 5 MAKALE

(2010–2015)

Most cited publications

Top 5 publications at Gazi University, by number of citations

Publication	Citations
Balcilar, M., Ozdemir, Z.A., Arslanturk, Y. Economic growth and energy consumption causal nexus viewed through a bootstrap rolling window. (2010) <i>Energy Economics</i> , 32 (6), pp. 1398-1410. View in Scopus	21
Arslanturk, Y., Balcilar, M., Ozdemir, Z.A. Time-varying linkages between tourism receipts and economic growth in a small open economy. (2011) <i>Economic Modelling</i> , 28 (1-2), pp. 664-671. View in Scopus	20
Berument, M.H., Ceylan, N.B., Dogan, N. The impact of oil price shocks on the economic growth of selected MENA ¹ countries. (2010) <i>Energy Journal</i> , 31 (1), pp. 149-176. View in Scopus	10
Balcilar, M., Ozdemir, Z.A. The export-output growth nexus in Japan: A bootstrap rolling window approach. (2013) <i>Empirical Economics</i> , 44 (2), pp. 639-660. View in Scopus	8
Uner, M.M., Kocak, A., Cavusgil, E. and 1 more Do barriers to export vary for born globals and across stages of internationalization? An empirical inquiry in the emerging market of Turkey. (2013) <i>International Business Review</i> , 22 (5), pp. 800-813. View in Scopus	6

“EKONOMİ, EKONOMETRİ VE FİNANS” BİLİMSEL KONU BAŞLIĞI BAZINDA;

GAZİ ÜNİVERSİTESİNİN EN FAZLA İŞBİRLİĞİ YAPTIĞI KURUMLAR

(2010–2015)

Top collaborating Institutions

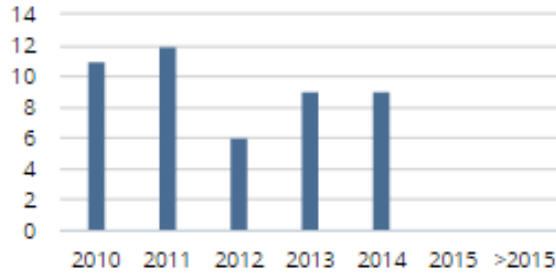
Institution	Co-authored publications	Citations received for co-authored publications	Co-authors
1.  Eastern Mediterranean University	9 ▲	53	1
2.  Bilkent University	8 ▼	15	3 ▼
3.  Ankara University	5 ▲	9	5 ▲
4.  Middle East Technical University	3 ▲	2	3 ▲
5.  Institute for the Study of Labor (IZA)	2 ▲	0	1 ▲
6.  Cornell University	2 ▲	0	1 ▲
7.  University of Pretoria	1	1	3
8.  Babes-Bolyai University	1 ▼	1	2 ▼
9.  Kirikkale University	1	2	1
10.  Mersin University	1 ▲	0	1 ▲

“EKONOMİ, EKONOMETRİ VE FİNANS” BİLİMSEL KONU BAŞLIĞI BAZINDA;

GAZİ ÜNİVERSİTESİNİN TOPLAM YAYIN ÜRETİM GÖSTERGELERİ–YAYIN SAYISI

(2010–2015)

Scholarly Output



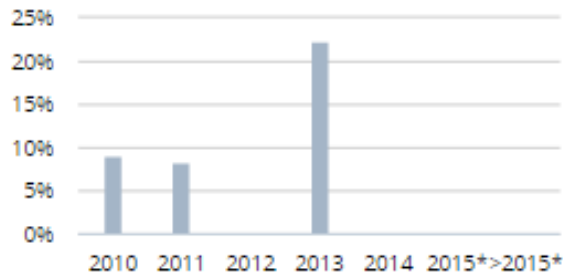
47

number of publications by authors at Gazl University

[View list of publications](#)

Outputs in Top Percentiles

Share of publications at Gazl University that are among the most cited publications worldwide





4 (8.5%)

number of publications in the top 10% most cited publications worldwide

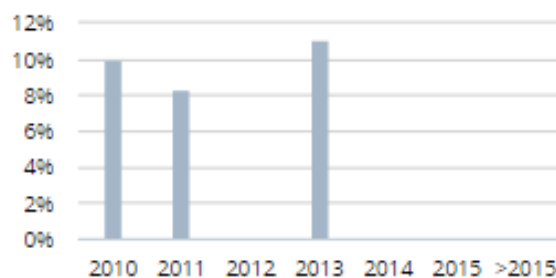
[View list of publications](#)

* Why do I see no data for this year?

-  % of publications in top 10% most cited
-  % of publications in top 1% most cited

Publications in Top Journal Percentiles



Share of publications at Gazl University that are in the top journals by



3 (6.7%)

number of publications in the top 10% journals by SNIP

[View list of publications](#)

-  % of publications in top 10% journals
-  % of publications in top 1% journals

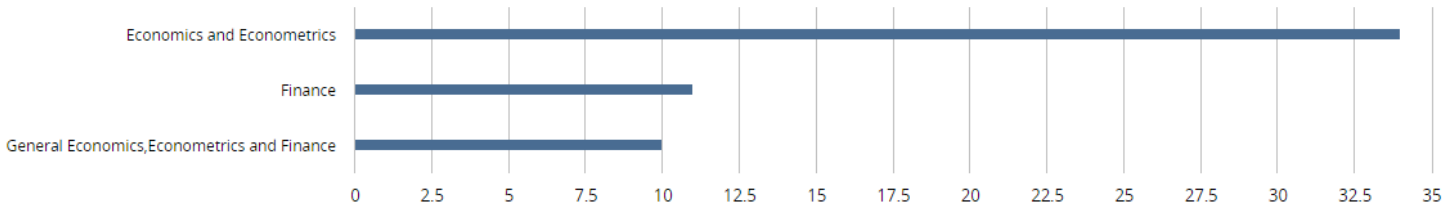
“EKONOMİ, EKONOMETRİ VE FİNANS”

BİLİMSEL KONU BAŞLIĞI BAZINDA;

GAZİ ÜNİVERSİTESİNİN TOPLAM YAYIN ÜRETİM GÖSTERGELERİ

ALT DİSİPLİN BAZINDA (2010-2015)

Publications by Journal Category



“EKONOMİ, EKONOMETRİ VE FİNANS” BİLİMSEL KONU BAŞLIĞI BAZINDA;

GAZİ ÜNİVERSİTESİNİN TOPLAM YAYIN ÜRETİM GÖSTERGELERİ

EN FAZLA YAYIN YAPILAN İLK 10 BİLİMSEL DERGİ

(2010-2015)

Publications at Gazi University, by journal

Journal	Publications	Citations	Authors	SNIP ▼
Economic Modelling	8 ▼	28	7 ▼	1.040
Journal of Applied Economics	4	0	5 ▲	0.635
Empirical Economics	3 ▲	9	4 ▲	0.889
International Research Journal of Finance and Economics	3 ▼	3	4 ▼	0.561
Bulletin of Economic Research	2 ▲	1	2 ▲	0.535
Energy Economics	2	22	2 ▼	2.035
Panoeconomicus	2	0	3 ▼	1.236
Research in International Business and Finance	1	2	1	1.002
Tijdschrift Voor Economische en Sociale Geografie	1	2	1	0.807
Defence and Peace Economics	1 ▼	2	1 ▼	0.775

“EKONOMİ, EKONOMETRİ VE FİNANS” BİLİMSEL KONU BAŞLIĞI BAZINDA;

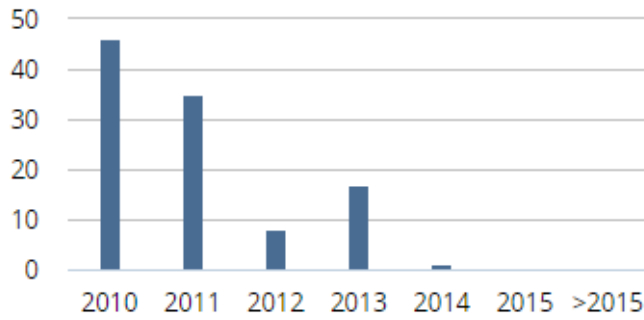
GAZİ ÜNİVERSİTESİNİN TOPLAM YAYIN ÜRETİM GÖSTERGELERİ

ALINAN ATIF SAYISI – MAKALE BAŞINA ORTALAMA ATIF SAYISI

VE ALAN AĞIRLIKLIL ATIF ETKİSİ

(2010-2015)

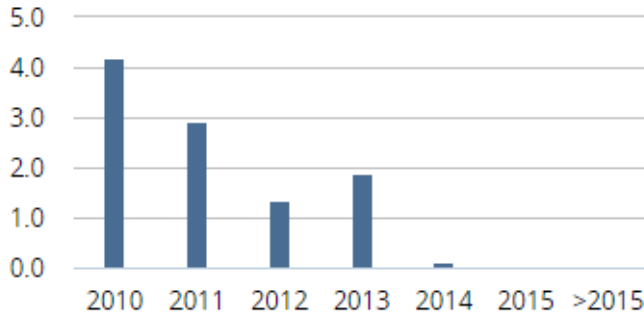
Citation Count



107

number of citations received by publications at Gazi University

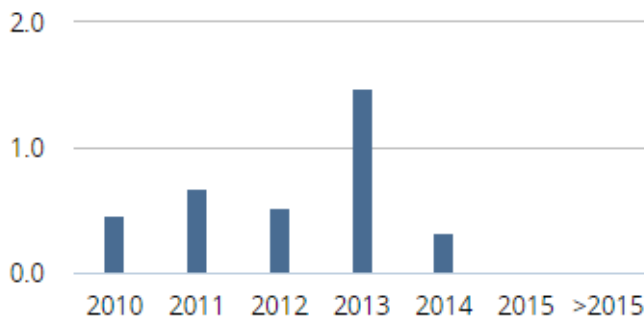
Citations per Publication



2.3

average number of citations per publication at Gazi University

Field-Weighted Citation Impact



0.70

Field-Weighted Citation Impact of Gazi University

“EKONOMİ, EKONOMETRİ VE FİNANS” BİLİMSEL KONU BAŞLIĞI BAZINDA;

GAZİ ÜNİVERSİTESİNİN ORTAK YAZARLI MAKALELERİNİN TÜRLERİNE GÖRE

TOPLAM ÜRETİM İÇİNDEKİ PAYI

(2010-2015)

Collaboration

Publications at Gazi University, by amount of international, national and institutional collaboration



Metric	Publications	Citations	Citations per Publication	Field-Weighted Citation Impact	
International collaboration	31.9%	15	37	2.5	1.05
Only national collaboration	40.4%	19	57	3.0	0.76
Only institutional collaboration	25.5%	12	9	0.8	0.15
Single authorship (no collaboration)	2.1%	1	4	4.0	0.72

Academic-Corporate Collaboration

Publications at Gazi University with both academic and corporate author affiliations



Metric	Publications	Citations	Citations per Publication	Field-Weighted Citation Impact	
Academic-corporate collaboration	0.0%	0	0	0.0	-
No academic-corporate collaboration	100.0%	47	107	2.3	0.70

GAZİ ÜNİVERSİTESİNİN

“EKONOMİ, EKONOMETRİ VE FİNANS”

BİLİMSEL KONU BAŞLIĞI ALTINDA,

YAYIN PERFORMANSININ

SEÇİLMİŞ DİĞER KURUMLAR-ÜLKE GRUPLARI İLE KARŞILAŞTIRILMASI

(2010-2015)

GAZİ ÜNİVERSİTESİNİN

“EKONOMİ, EKONOMETRİ VE FİNANS” BİLİMSEL KONU BAŞLIĞI BAZINDA;

YAYIN PERFORMANSININ SEÇİLEN ÜNİVERSİTELER İLE KARŞILAŞTIRILMASI

(2010-2015)

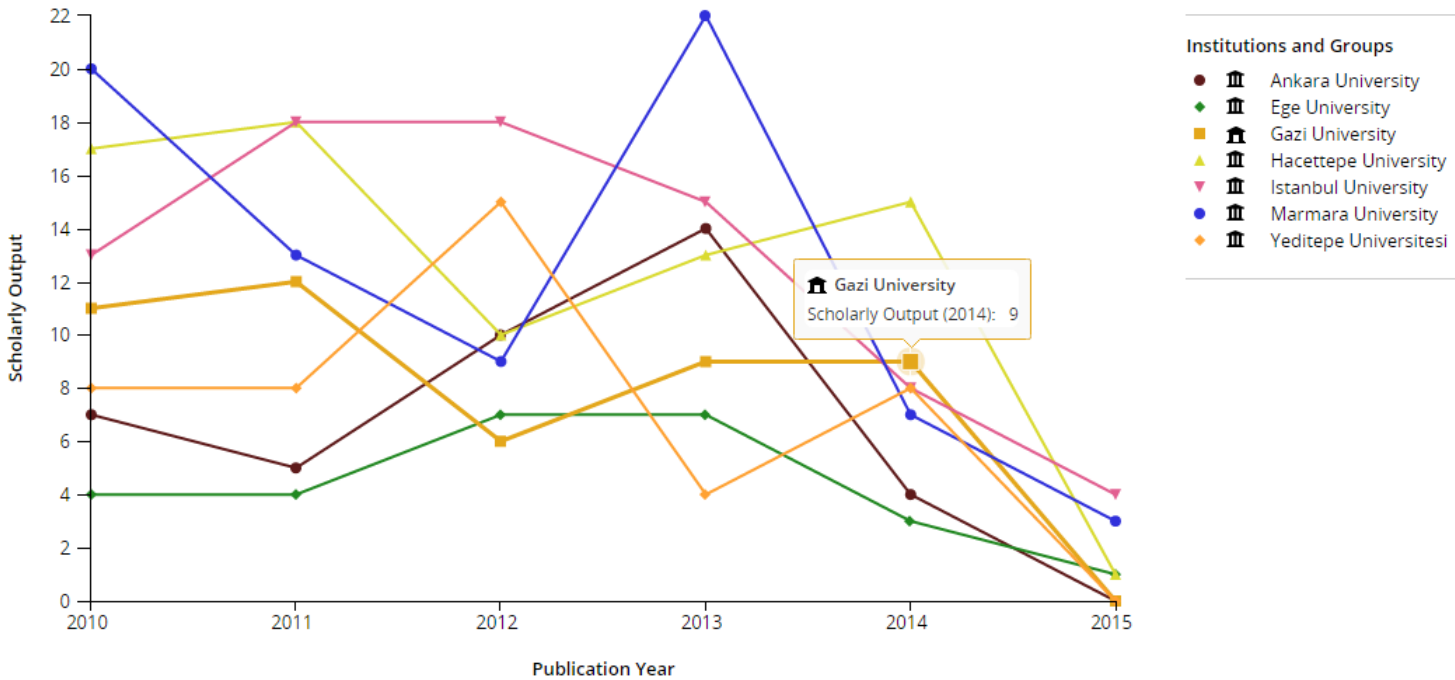
Scholarly Output 📊

Publication Year

Scholarly Output							
Entity 🏛️	2010	2011	2012	2013	2014	2015	Overall
Ankara University	7	5	10	14	4	0	40
Ege University	4	4	7	7	3	1	26
Gazi University	11	12	6	9	9	0	47
Hacettepe University	17	18	10	13	15	1	74
Istanbul University	13	18	18	15	8	4	76
Marmara University	20	13	9	22	7	3	74
Yeditepe Üniversitesi	8	8	15	4	8	0	43

Scholarly Output 📊

Publication Year



GAZİ ÜNİVERSİTESİNİN

“EKONOMİ, EKONOMETRİ VE FİNANS” BİLİMSEL KONU BAŞLIĞI BAZINDA;

YAYIN PERFORMANSININ SEÇİLEN ÜNİVERSİTELER İLE KARŞILAŞTIRILMASI

(Yayın Sayısı–Makale Başına Ortalama Atıf–Uluslararası İşbirliği Yüzdesi)

(2010–2015)

Scholarly Output 🛠

Citations per Publication 🛠

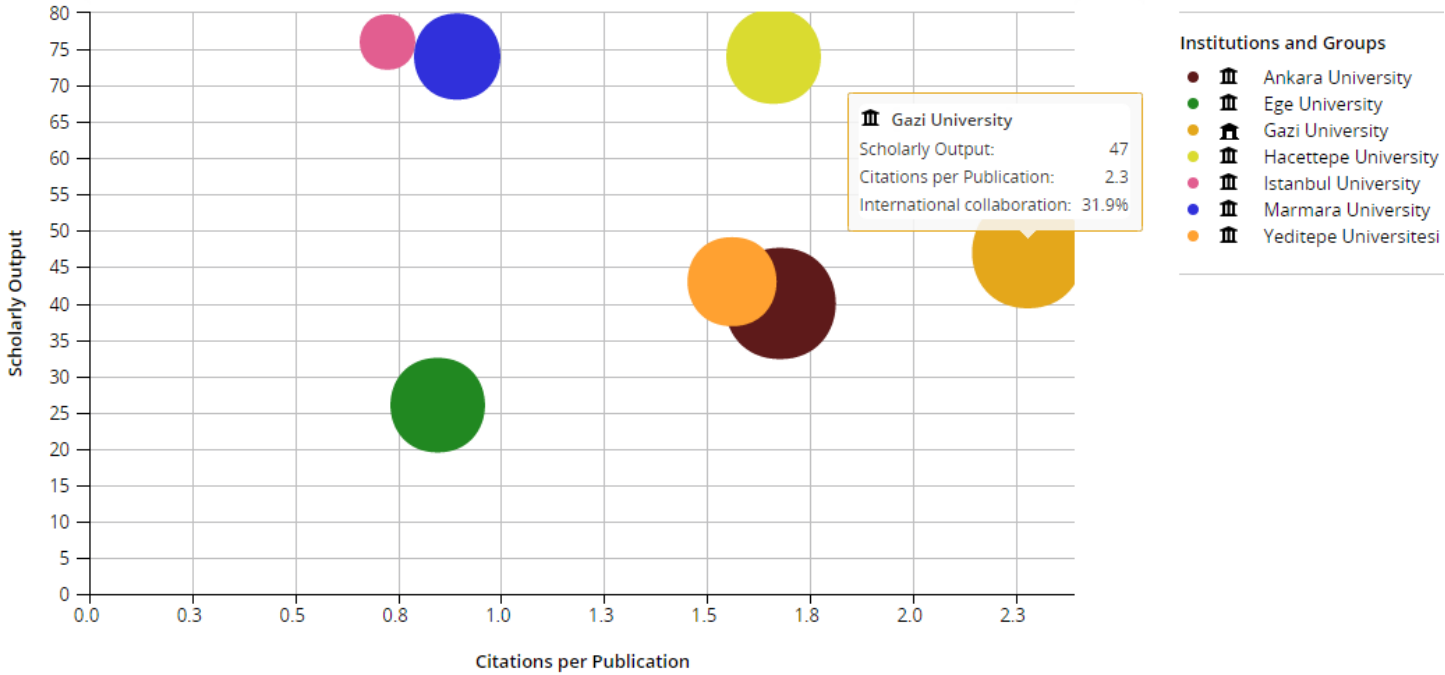
Collaboration 🛠

Entity	Scholarly Output	Citations per Publication	International collaboration (%)
Ankara University	40	1.7	32.5
Ege University	26	0.8	23.1
Gazi University	47	2.3	31.9
Hacettepe University	74	1.7	23.0
Istanbul University	76	0.7	7.9
Marmara University	74	0.9	18.9
Yeditepe Universitesi	43	1.6	20.9

Scholarly Output 🛠

Citations per Publication 🛠

Collaboration 🛠



GAZİ ÜNİVERSİTESİNİN

“EKONOMİ, EKONOMETRİ VE FİNANS” BİLİMSEL KONU BAŞLIĞI BAZINDA;

YAYIN PERFORMANSININ SEÇİLEN ÜLKE GRUPLARI İLE KARŞILAŞTIRILMASI

(Yayın Sayısı–Makale Başına Ortalama Atıf–İşbirliği Seviyesi Bazında)

(2010–2015)

Scholarly Output

Citations per Publication

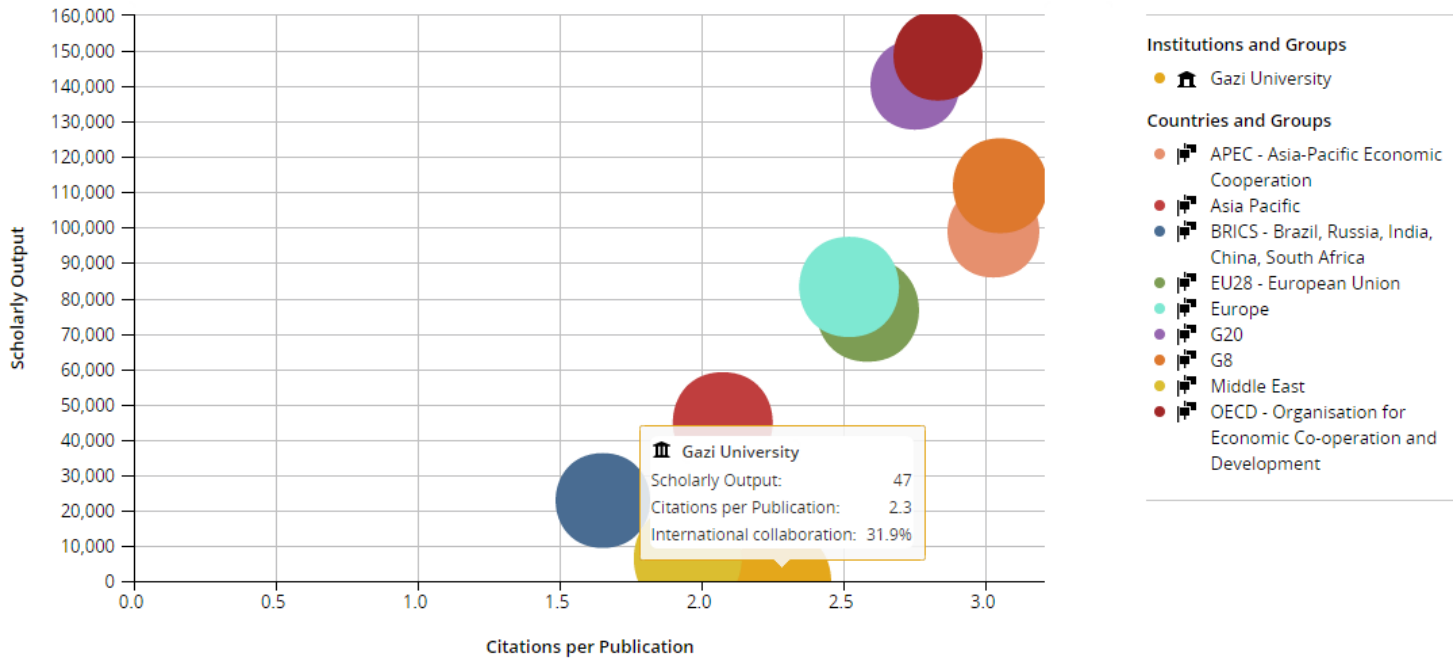
Collaboration

Entity	Scholarly Output	Citations per Publication	International collaboration (%)
APEC - Asia-Pacific Economic Cooperation	98,930	3.0	27.7
Asia Pacific	44,922	2.1	32.8
BRICS - Brazil, Russia, India, China, South Africa	22,786	1.6	29.4
EU28 - European Union	76,616	2.6	34.0
Europe	83,226	2.5	32.6
G20	140,372	2.7	26.8
G8	111,856	3.1	29.9
Gazi University	47	2.3	31.9
Middle East	6,374	1.9	38.3
OECD - Organisation for Economic Co-operation and Development	148,605	2.8	26.4

Scholarly Output

Citations per Publication

Collaboration



“EKONOMİ, EKONOMETRİ VE FİNANS”

BİLİMSEL KONU BAŞLIĞI ALTINDA

YAPILAN İŞBİRLİKLERİNİN ANALİZLERİ

(2010-2015)

GAZI ÜNİVERSİTESİNİN İŞBİRLİĞİ YAPTIĞI KURUMLARIN SAYILARI

(COĞRAFI BAZDA GÖSTERİM)

(2010-2015)

Institutions collaborating with Gazi University

Worldwide All sectors Filter for more (regional) detail or filter by field at the top of the page

20 collaborating Institutions 32 co-authored publications



GAZİ ÜNİVERSİTESİNİN

“EKONOMİ, EKONOMETRİ VE FİNANS” BİLİMSEL KONU BAŞLIĞI ALTINDA YAPTIĞI

BİLİMSEL İŞBİRLİKLERİ-EN FAZLA İŞBİRLİĞİ YAPILAN ÜNİVERSİTELER-KURUMLAR





















(2010-2015)

Institutions collaborating with Gazi University

Worldwide ▾

All sectors ▾

20 collaborating Institutions 32 co-authored publications

Institution	Co-authored publications	Co-authors at Gazi University	Co-authors at the other institution	Citations
 Eastern Mediterranean University	9 ▲	4 ▼	1	53
 Bilkent University	8 ▼	5 ▼	3 ▼	15
 Ankara University	5 ▲	4 ▲	5 ▲	9
 Middle East Technical University	3 ▲	2 ▲	3 ▲	2
 Institute for the Study of Labor (IZA)	2 ▲	1 ▲	1 ▲	0
 Cornell University	2 ▲	1 ▲	1 ▲	0
 University of Pretoria	1	1	3	1
 Babes-Bolyai University	1 ▼	1 ▼	2 ▼	1
 Kirikkale University	1	1	1	2
 Mersin University	1 ▲	1 ▲	1 ▲	0
 Selcuk University	1 ▼	1 ▼	1 ▼	3
 Atilim Universitesi	1 ▼	1 ▼	1 ▼	10
 Cankaya Universitesi	1	1	1	0
 Ministry of Health Turkey	1	1	1	0
 TOBB University of Economics and Technology	1	1	1	2
 Georgia State University	1 ▲	1 ▲	1 ▲	6
 Rensselaer Polytechnic Institute	1	1	1	0
 University of Michigan	1 ▲	1 ▲	1 ▲	6
 University of Nevada Las Vegas	1	1	1	1
 Kennesaw State University	1	1	1	4

GAZİ ÜNİVERSİTESİ İLE AYNI ALANLARDA MAKALE ÜRETİMİ YAPAN

ANCAK GAZİ ÜNİVERSİTESİNİN HENÜZ İŞBİRLİĞİ YAPMADIĞI

ÜNİVERSİTELER-KURUMLAR





















(2010-2015)

Institutions not yet collaborating with Gazi University

Worldwide ▼

All sectors ▼

3,367 not yet collaborating Institutions

Institution	Publications ▼	Authors	Citations ▼
 Harvard University	1,738 ▼	842 ▼	12,555
 National Bureau of Economic Research	1,517 ▼	874 ▲	12,744
 London School of Economics	1,432 ▼	743 ▲	6,282
 University of Oxford	1,382 ▼	764 ▲	5,735
 Columbia University	1,271 ▼	611 ▲	7,134
 Stanford University	1,227 ▼	627	8,540
 New York University	1,171 ▼	539 ▲	7,438
 Erasmus University Rotterdam	1,152 ▼	721 ▲	4,525
 University of California at Berkeley	1,145 ▼	546 ▼	8,551
 University of Pennsylvania	1,116 ▼	585 ▲	7,383
 World Bank	1,063 ▼	613 ▲	4,530
 University of Cambridge	1,035 ▼	591 ▲	4,576
 University of Chicago	961 ▼	413 ▼	8,226
 University of Manchester	931 ▼	529 ▲	2,566
 Tilburg University	911 ▼	431 ▲	4,027
 Massachusetts Institute of Technology	899 ▼	431 ▲	7,169
 Australian National University	895 ▼	468 ▲	2,710
 University of Melbourne	894 ▼	525 ▲	2,302
 Yale University	885 ▼	394 ▲	5,786
 Monash University	884 ▼	549 ▲	2,328

GAZİ ÜNİVERSİTESİ İLE AYNI ALANLARDA MAKALE ÜRETİMİ YAPAN ANCAK

GAZİ ÜNİVERSİTESİNİN HENÜZ İŞBİRLİĞİ YAPMADIĞI





















ÖZEL SEKTÖR KURULUŞLARI

(2010-2015)

Institutions not yet collaborating with Gazi University

Worldwide ▾ Corporate ▾

🏢 132 not yet collaborating Institutions

Institution	Publications ▾	Authors	Citations ▾
 World Bank	1,063 ▾	613 ▲	4,530
 Centre for Economic Policy Research, London	525 ▾	308 ▲	2,759
 RAND	139 ▾	117 ▾	550
 IBM	71 ▾	134 ▾	130
 Pfizer	38 ▾	84 ▲	117
 TELECOM Paris	35 ▾	25 ▲	38
 Microsoft USA	34 ▾	33 ▾	90
 Research Triangle Institute International	30 ▾	43 ▲	86
 Google Inc.	29 ▾	21 ▲	118
 Samsung Advanced Institute of Technology	20 ▾	16 ▲	69
 Eli Lilly	20 ▲	38 ▲	86
 Electricite de France	17 ▾	18	28
 GlaxoSmithKline	17 ▾	30 ▲	20
 Electric Power Research Institute	15 ▾	7	96
 Bristol-Myers Squibb	13 ▾	19 ▲	29
 SAP Research	12 ▾	13	15
 Hewlett-Packard	12 ▾	14	15
 MITRE Corporation	12 ▲	22 ▲	4
 IBM Research	11 ▾	28 ▾	11
 Bayer	11 ▾	18	25