



BİLGİSAYAR BİLİMLERİ

BİLİMSEL KONU BAŞLIĞI ALTINDA
BİLİMSEL ÇIKTILAR, PERFORMANS ANALİZİ
VE
İŞBİRLİĞİ FIRSATLARI



EĞİTİM VE İSTATİSTİK BİRİMİ

24.06.2015

GENEL GÖRÜNÜM

TÜRKİYE

(2010-2015)

**“BİLGİSAYAR BİLİMLERİ” BİLİMSEL KONU BAŞLIĞI BAZINDA;
TÜRKİYE’DE YERLEŞİK KURUMLARIN TOPLAM YAYIN ÜRETİM GÖSTERGELERİ
YAYIN SAYISI VE DİSİPLİNLERE GÖRE YAYIN YÜZDELERİ
(2010-2015)**

Turkey

Source: Scopus data up to 08 Jun 2015

2010 to >2015

Computer Science

Summary

Publications

Citations

Authors

Competencies

Institutions

Overall research performance

Publications
15,686 ▲

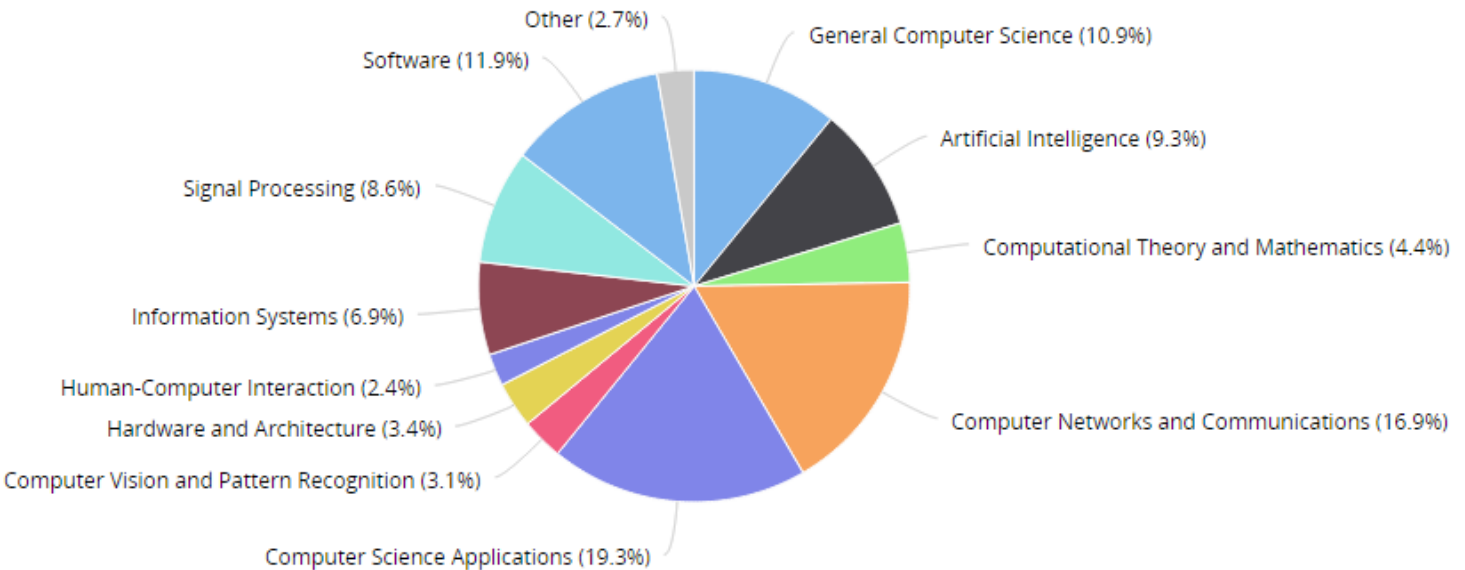
Citations
46,764

Authors
13,672 ▲

Field-Weighted Citation Impact
1.09

Citations per Publication
3.0

Publications by Journal Category



“BİLGİSAYAR BİLİMLERİ” BİLİMSEL KONU BAŞLIĞI ALTINDA;

TÜRKİYE’DE YERLEŞİK KURUMLARIN YAYIN ÜRETİM SIRALAMASI

YAYIN SAYISI BAZINDA

(2010–2015)

Institutions in Turkey

76 of the 80 Institutions in Turkey have publications within Computer Science (2010 to >2015):

Institution	Publications	Authors	Citations
1. Middle East Technical University	1,597 ▲	1,130 ▲	3,318
2. Istanbul Technical University	1,452 ▲	1,047 ▲	3,514
3. Bogazici University	1,061 ▼	652 ▼	4,106
4. Bilkent University	849 ▲	508 ▲	2,135
5. Yıldız Technical University	727 ▲	586 ▲	1,577
6. Sabanci Universitesi	625 ▼	406 ▲	1,428
7. Hacettepe University	478 ▲	303 ▲	1,305
8. Koc University	431 ▲	276 ▲	1,199
9. Gazi University	403 ▲	321 ▲	1,553
10. Selcuk University	392 ▼	307 ▼	1,622
11. TOBB University of Economics and Technology	373 ▼	215 ▲	937
12. Istanbul University	349 ▲	240 ▲	966
13. TUBITAK Marmara Research Center	349 ▲	357 ▲	708
14. Ege University	336 ▼	253 ▲	1,397
15. Karadeniz Technical University	329 ▲	216 ▲	705
16. Kocaeli University	313 ▲	243 ▲	756
17. Erciyes University	298 ▲	202 ▲	2,086
18. Ankara University	292 ▼	246 ▼	502
19. Dokuz Eylul University	289 ▲	267	1,060
20. Bahcesehir Universitesi	273 ▲	153 ▲	1,526

“BİLGİSAYAR BİLİMLERİ” BİLİMSEL KONU BAŞLIĞI ALTINDA;

TÜRKİYE’DE YERLEŞİK TÜM KURUMLARIN

ALDIKLARI ATIF SAYILARINA GÖRE SIRALAMASI

(2010-2015)

Institutions in Turkey

76 of the 80 Institutions in Turkey have publications within Computer Science (2010 to >2015):

Institution	Publications	Authors	Citations
1. Bogazici University	1,061 ▼	652 ▼	4,106
2. Istanbul Technical University	1,452 ▲	1,047 ▲	3,514
3. Middle East Technical University	1,597 ▲	1,130 ▲	3,318
4. Bilkent University	849 ▲	508 ▲	2,135
5. Erciyes University	298 ▲	202 ▲	2,086
6. Selcuk University	392 ▼	307 ▼	1,622
7. Yildiz Technical University	727 ▲	586 ▲	1,577
8. Gazi University	403 ▲	321 ▲	1,553
9. Bahcesehir Universitesi	273 ▲	153 ▲	1,526
10. Sabanci Universitesi	625 ▼	406 ▲	1,428
11. Ege University	336 ▼	253 ▲	1,397
12. Hacettepe University	478 ▲	303 ▲	1,305
13. Firat University	240	178 ▼	1,253
14. Koc University	431 ▲	276 ▲	1,199
15. Dokuz Eylul University	289 ▲	267	1,060
16. Istanbul University	349 ▲	240 ▲	966
17. TOBB University of Economics and Technology	373 ▼	215 ▲	937
18. Cankaya Universitesi	171 ▼	72 ▲	831
19. Kocaeli University	313 ▲	243 ▲	756
20. Atilim Universitesi	184 ▲	106 ▲	746

GENEL GÖRÜNÜM
GAZİ ÜNİVERSİTESİ
(2010-2015)

“BİLGİSAYAR BİLİMLERİ” BİLİMSEL KONU BAŞLIĞI BAZINDA;

GAZİ ÜNİVERSİTESİNİN TOPLAM YAYIN ÜRETİM GÖSTERGELERİ

YAYIN SAYISI VE DİSİPLİNLERE GÖRE YAYIN YÜZDELERİ

(2010-2015)

Gazi University

Turkey | More details on this Institution

Source: Scopus data up to 08 Jun 2015

2010 to >2015

Computer Science

Summary

Publications

Citations

Authors

Collaboration

Competencies

Overall research performance

Publications
403 ▲

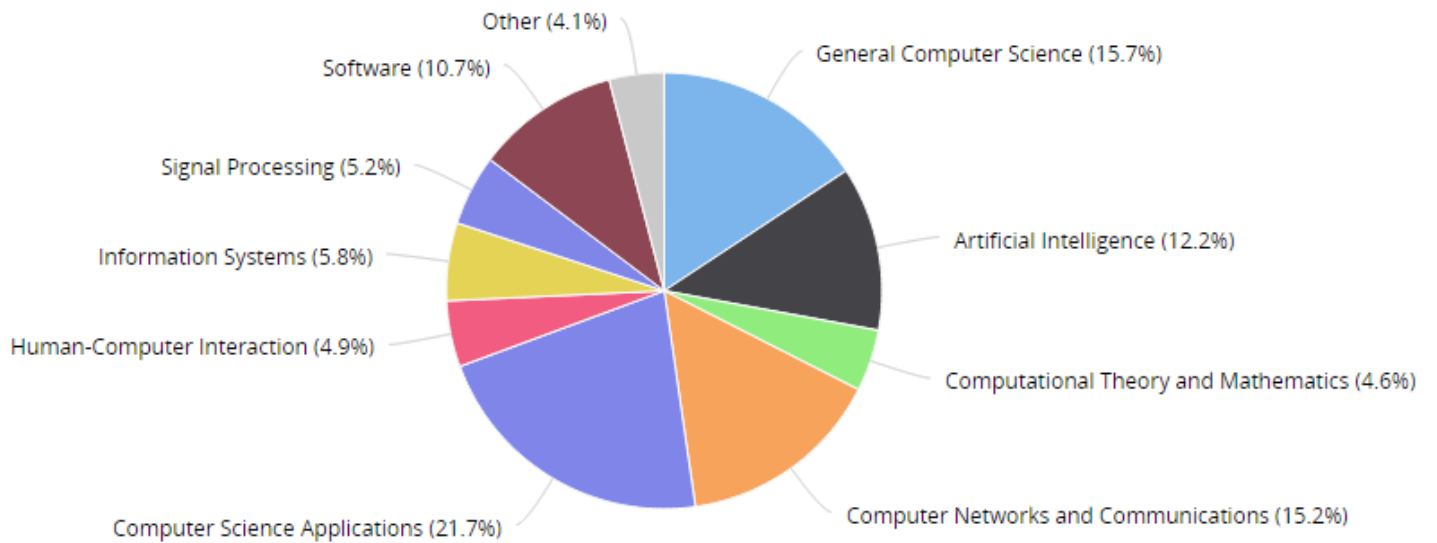
Citations
1,553

Authors
321 ▲

Field-Weighted Citation Impact
1.33

Citations per Publication
3.9

Publications by Journal Category



“BİLGİSAYAR BİLİMLERİ” BİLİMSEL KONU BAŞLIĞI BAZINDA;

GAZİ ÜNİVERSİTESİNDE EN FAZLA YAYIN YAPAN İLK 100 BİLİM İNSANI VE

EN FAZLA ATIF ALAN İLK 5 MAKALE

(2010-2015)

Authors

Top 100 authors, by number of publications at Gazi University over the period 2010 to >2015.

Note that some authors may no longer be affiliated with Gazi University.

Name	Publications	Most recent publication	Citations	h-index
1. Özdemir, Suat	21	2015	94	10
2. Sağiroğlu, Şeref	18	2013	43	16
3. Çolak, İlhami	15	2014	37	13
4. Çolakoğlu, Kemal	13	2013	80	12
5. Güler, İnan I.	13	2014	25	24
6. Bayindir, Ramazan	10	2013	53	10
7. Bilge, Hasan Şakir	10	2014	6	4
8. Ertuğ, Özgür	10	2014	0	1
9. Hacıömeroğlu, Murat	8	2015	1	2
10. Akay, Diyar	7	2014	90	9
11. Altıparmak, Fulya	7	2015	61	14
12. Arıkan, Feyzan	7	2014	29	10
13. Güner, Ertan	7	2012	41	14
14. Toklu, Bilal	7	2015	16	11
15. Boran, Fatih Emre	6	2014	82	8
16. Dağdeviren, Metin	6	2013	149	10
17. Demirci, Recep	6	2014	2	5
18. Dursun, Mahir	6	2015	4	3
19. Elmas, Çetin	6	2013	18	8
20. Karagöz, İrfan	6	2014	3	3
21. Uğur, Şule S.	6	2014	12	7
22. Yavanoğlu, Uraz	6	2013	5	2
23. Afacan, Erkan	5	2014	4	4
24. Bal, Hasan	5	2015	62	6
25. Baturay, Meltem Huri	5	2011	27	3

26.	Baykoç, Ömer Faruk	5	2011	47	6
27.	Çakir, Hasan	5	2014	37	3
28.	Çetin, Aydın	5	2012	1	1
29.	İrmak, Erdal	5	2014	27	6
30.	Karakiş, Rukiye	5	2014	8	3
31.	Şahin, Ramazan	5	2015	35	4
32.	Sönmez, Yusuf	5	2013	22	6
33.	Uğur, Gökay	5	2014	21	7
34.	Bülbül, Halil İbrahim	4	2013	3	1
35.	Çiftçi, Yasemin Öztekin	4	2011	35	10
36.	Demirhan, Ayşe	4	2014	16	3
37.	Enes, Yılmaz	4	2015	4	4
38.	Erol, Serpil	4	2015	5	5
39.	Güngör, Zülal	4	2014	44	14
40.	Keleş, Ömer	4	2015	10	7
41.	Kılıçaslan, Sinan	4	2015	13	3
42.	Özden, Semih	4	2015	1	2
43.	Salamci, Metin Uymaz	4	2014	13	6
44.	Yücel, Murat	4	2014	4	7
45.	Akçayol, M. Ali	3	2012	0	9
46.	Arıöz, Umut	3	2015	0	1
47.	Atıla, Umit	3	2012	2	1
48.	Canal, Mehmet Rahmi	3	2014	30	4
49.	Çelik, Coşkun	3	2014	3	1
50.	Demirbaş, Şevki	3	2011	16	5
51.	Demirtaş, Mehmet	3	2014	2	4
52.	Doğru, Ogün	3	2012	11	8
53.	Gencer, Cevriye	3	2014	3	3
54.	Gökçen, Hadi	3	2014	4	13
55.	İskender, İres	3	2014	3	6
56.	Kaplan, Orhan	3	2013	5	3
57.	Khalil, Enan A.	3	2014	0	2
58.	Koçer, Sabri	3	2011	22	5
59.	Milletsever, Ozlem	3	2013	4	1
60.	Örkcü, H. Hasan	3	2011	62	6
61.	Özden, Mustafa Tahir	3	2014	0	3
62.	Özişik, Hacı	3	2012	23	7
63.	Şimşek, Mehmet Ulvi	3	2012	0	7
64.	Sinanc, Duygu	3	2013	18	1
65.	Tanyeri, Ufuk	3	2012	0	0
66.	Türkbey, Orhan	3	2013	34	5
67.	Türkoğlu, Duran	3	2014	5	8
68.	Yavanoğlu, Asuman	3	2011	0	1
69.	Yıldız, Oktay	3	2014	0	2
70.	Yurdakul, Mustafa	3	2014	36	11

71.	Acir, Adem	2	2011	16	11
72.	Aksoy, Ertugrul	2	2013	1	4
73.	Akyol, Ali Akin	2	2014	0	1
74.	Altin, Necmi	2	2013	2	5
75.	Bal, Güngör	2	2014	0	6
76.	Bay, Ömerfaruk	2	2014	8	4
77.	Bay, Ömerfaruk	2	2010	15	5
78.	Bayhan, Sertaç	2	2011	0	1
79.	Burunkaya, Mustafa	2	2012	1	2
80.	Büyükyazıcı, İbrahim	2	2010	19	5
81.	Çakmak, Devrim	2	2012	8	9
82.	Doğru, İbrahim Alper	2	2011	0	0
83.	Genç, Naci	2	2012	3	3
84.	Güler, Nihal Fatma	2	2010	10	10
85.	Güven, Faruk	2	2015	0	0
86.	Karacan, Hacer U.	2	2012	1	1
87.	Karaçay, Tuncay	2	2014	0	3
88.	Korkut, İhsan	2	2013	16	8
89.	Köse, Erdoğan	2	2014	0	2
90.	Kurt, Erol	2	2011	5	6
91.	Mendi, Faruk	2	2013	13	4
92.	Menlik, Tayfun	2	2010	38	8
93.	Mithat Üner, M.	2	2015	0	0
94.	Özdemir, Ahmet Tamer	2	2013	2	9
95.	Özkaraca, Osman	2	2012	2	2
96.	Surucu, Gokhan	2	2011	9	6
97.	Toktaş, İhsan	2	2012	2	2
98.	Topal, Serra	2	2014	0	1
99.	Uğurlu, Hasan Hüseyin	2	2013	0	1
100.	Yavuzcan, H. Güçlü	2	2014	0	4

Most cited publications

Top 5 publications at Gazi University, by number of citations

Publication	Citations
Yüksel, İ., Dağdeviren, M. Using the fuzzy analytic network process (ANP) for Balanced Scorecard (BSC): A case study for a manufacturing firm. (2010) Expert Systems with Applications, 37 (2), pp. 1270-1278. View in Scopus	67
Genç, S., Boran, F.E., Akay, D. and 1 more Interval multiplicative transitivity for consistency, missing values and priority weights of interval fuzzy preference relations. (2010) Information Sciences, 180 (24), pp. 4877-4891. View in Scopus	56
Dağdeviren, M., Yüksel, İ. A fuzzy analytic network process (ANP) model for measurement of the sectoral competitiveness level (SCL). (2010) Expert Systems with Applications, 37 (2), pp. 1005-1014. View in Scopus	45
Ozdemir, S., Çam, H. Integration of false data detection with data aggregation and confidential transmission in wireless sensor networks. (2010) IEEE/ACM Transactions on Networking, 18 (3), pp. 736-749. View in Scopus	42
Cakir, B., Altiparmak, F., Dengiz, B. Multi-objective optimization of a stochastic assembly line balancing: A hybrid simulated annealing algorithm. (2011) Computers and Industrial Engineering, 60 (3), pp. 376-384. View in Scopus	35

“BİLGİSAYAR BİLİMLERİ” BİLİMSEL KONU BAŞLIĞI BAZINDA;

GAZİ ÜNİVERSİTESİNİN EN FAZLA İŞBİRLİĞİ YAPTIĞI KURUMLAR

(2010–2015)

Top collaborating Institutions

by number of publications co-authored with Gazi University

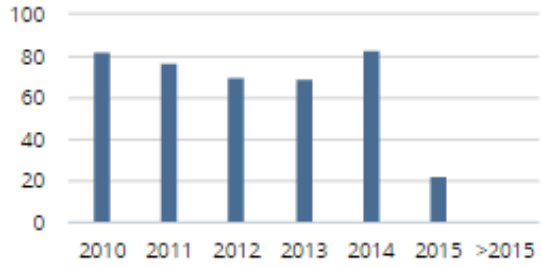
Institution	Co-authored publications	Citations received for co-authored publications	Co-authors
1.  Middle East Technical University	20	30	30 ▼
2.  Ankara University	18 ▲	46	23 ▲
3.  Selcuk University	14 ▼	94	21 ▼
4.  Hacettepe University	12 ▲	13	16 ▲
5.  Kirikkale University	12 ▼	166	16 ▼
6.  Baskent University	11	111	13 ▲
7.  Erciyas University	11 ▼	35	10 ▼
8.  Karadeniz Technical University	8 ▼	6	2 ▼
9.  University of Alabama	8 ▲	48	10 ▲
10.  Karabuk University	6	20	13

“BİLGİSAYAR BİLİMLERİ” BİLİMSEL KONU BAŞLIĞI BAZINDA;

GAZİ ÜNİVERSİTESİNİN TOPLAM YAYIN ÜRETİM GÖSTERGELERİ–YAYIN SAYISI

(2010–2015)

Scholarly Output



403

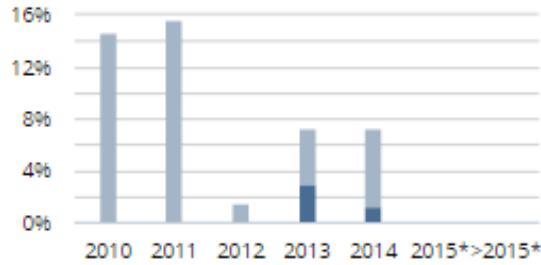
number of publications by authors at Gazi University

[View list of publications](#)

Outputs in Top Percentiles

Share of publications at Gazi University that are among the most cited publications worldwide

Show as field-weighted



58 (14.4%)

number of publications in the top 10% most cited publications worldwide

[View list of publications](#)

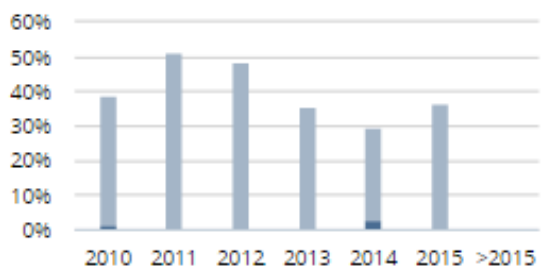
* Why do I see no data for this year?

% of publications in top 10% most cited

% of publications in top 1% most cited

Publications in Top Journal Percentiles

Share of publications at Gazi University that are in the top journals by



102 (40.5%)

number of publications in the top 10% journals by SNIP

[View list of publications](#)

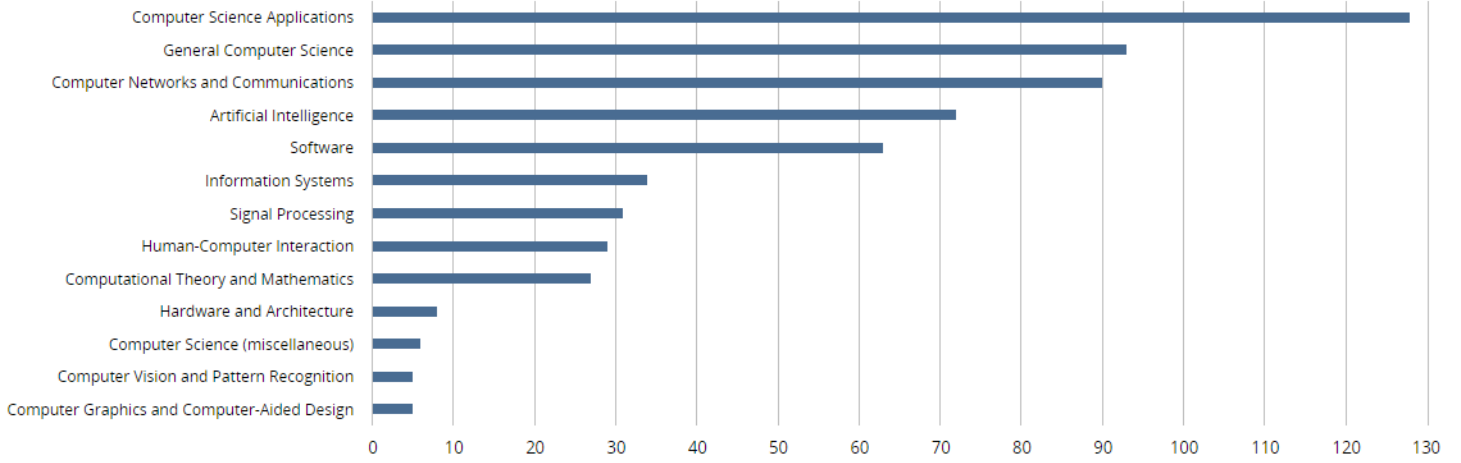
% of publications in top 10% journals

% of publications in top 1% journals

“BİLGİSAYAR BİLİMLERİ” BİLİMSEL KONU BAŞLIĞI BAZINDA;

GAZİ ÜNİVERSİTESİNİN TOPLAM YAYIN ÜRETİM GÖSTERGELERİ

ALT DİSİPLİN BAZINDA (2010-2015)



“BİLGİSAYAR BİLİMLERİ” BİLİMSEL KONU BAŞLIĞI BAZINDA;

GAZİ ÜNİVERSİTESİNİN TOPLAM YAYIN ÜRETİM GÖSTERGELERİ

EN FAZLA YAYIN YAPILAN İLK 10 BİLİMSEL DERGİ

(2010-2015)

Publications at Gazi University, by journal

Journal	Publications ▼	Citations	Authors	SNIP ▼
Expert Systems with Applications	30 ▼	370	35 ▼	2.362
Computational Materials Science	20 ▼	109	16 ▼	1.395
2014 22nd Signal Processing and Communications Applications Conference, SIU 2014 - Proceedings	16 ▲	1	24 ▲	-
International Journal of Advanced Manufacturing Technology	12 ▼	43	15	2.116
Turkish Journal of Electrical Engineering and Computer Sciences	12 ▲	17	14 ▲	0.970
CIE 2014 - 44th International Conference on Computers and Industrial Engineering and IMSS 2014 - 9th International Symposium on Intelligent Manufacturing and Service Systems, Joint International Symposium on "The Social Impacts of Developments in Information, Manufacturing and Service Systems" - Proceedings	12 ▲	0	16 ▲	-
Computer Applications in Engineering Education	10	47	14 ▲	1.062
Journal of Medical Systems	10 ▼	48	12 ▼	1.040
2011 IEEE 19th Signal Processing and Communications Applications Conference, SIU 2011	9	7	16	-
Computers and Education	8 ▼	88	9 ▼	3.292

“BİLGİSAYAR BİLİMLERİ” BİLİMSEL KONU BAŞLIĞI BAZINDA;

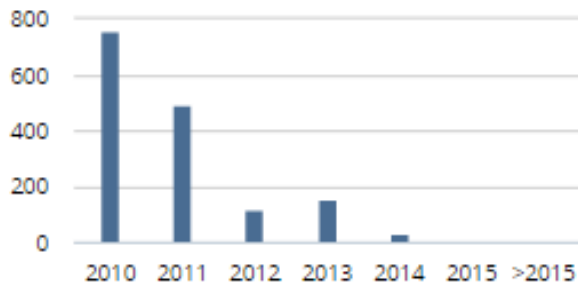
GAZİ ÜNİVERSİTESİNİN TOPLAM YAYIN ÜRETİM GÖSTERGELERİ

ALINAN ATIF SAYISI VE MAKALE BAŞINA ORTALAMA ATIF SAYISI

ALAN AĞIRLIKLI ATIF ETKİSİ

(2010-2015)

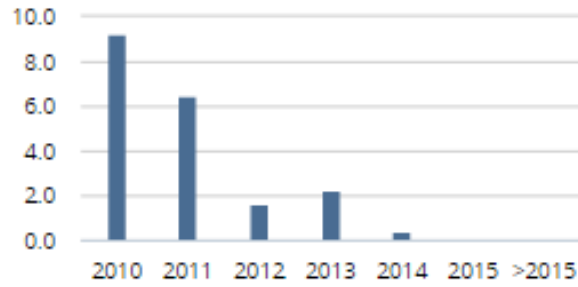
Citation Count



1,553

number of citations received by publications at Gazi University

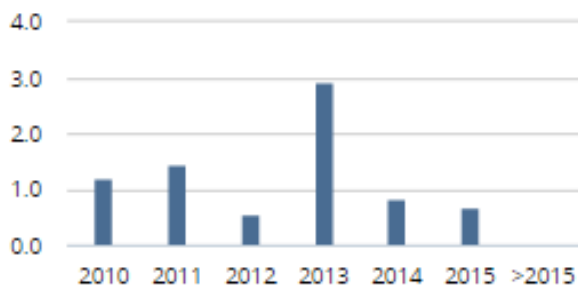
Citations per Publication



3.9

average number of citations per publication at Gazi University

Field-Weighted Citation Impact



1.33

Field-Weighted Citation Impact of Gazi University

“BİLGİSAYAR BİLİMLERİ” BİLİMSEL KONU BAŞLIĞI BAZINDA;

GAZİ ÜNİVERSİTESİNİN ORTAK YAZARLI MAKALELERİNİN TÜRLERİNE GÖRE

TOPLAM ÜRETİM İÇİNDEKİ PAYI

(2010-2015)

Collaboration

Publications at Gazi University, by amount of international, national and institutional collaboration



Metric		Publications	Citations	Citations per Publication	Field-Weighted Citation Impact
International collaboration	16.1%	65	316	4.9	0.80
Only national collaboration	32.0%	129	570	4.4	1.15
Only institutional collaboration	41.4%	167	499	3.0	1.25
Single authorship (no collaboration)	10.4%	42	168	4.0	3.02

Academic-Corporate Collaboration

Publications at Gazi University with both academic and corporate author affiliations



Metric		Publications	Citations	Citations per Publication	Field-Weighted Citation Impact
Academic-corporate collaboration	0.0%	0	0	0.0	-
No academic-corporate collaboration	100.0%	403	1,553	3.9	1.33

GAZİ ÜNİVERSİTESİNİN

“BİLGİSAYAR BİLİMLERİ” BİLİMSEL KONU BAŞLIĞI ALTINDA,

YAYIN PERFORMANSININ

SEÇİLMİŞ DİĞER KURUMLAR-ÜLKE GRUPLARI İLE

KARŞILAŞTIRILMASI

(2010-2015)

GAZİ ÜNİVERSİTESİNİN

“BİLGİSAYAR BİLİMLERİ” BİLİMSEL KONU BAŞLIĞI BAZINDA;

YAYIN PERFORMANSININ SEÇİLEN ÜNİVERSİTELER İLE KARŞILAŞTIRILMASI

(2010-2015)

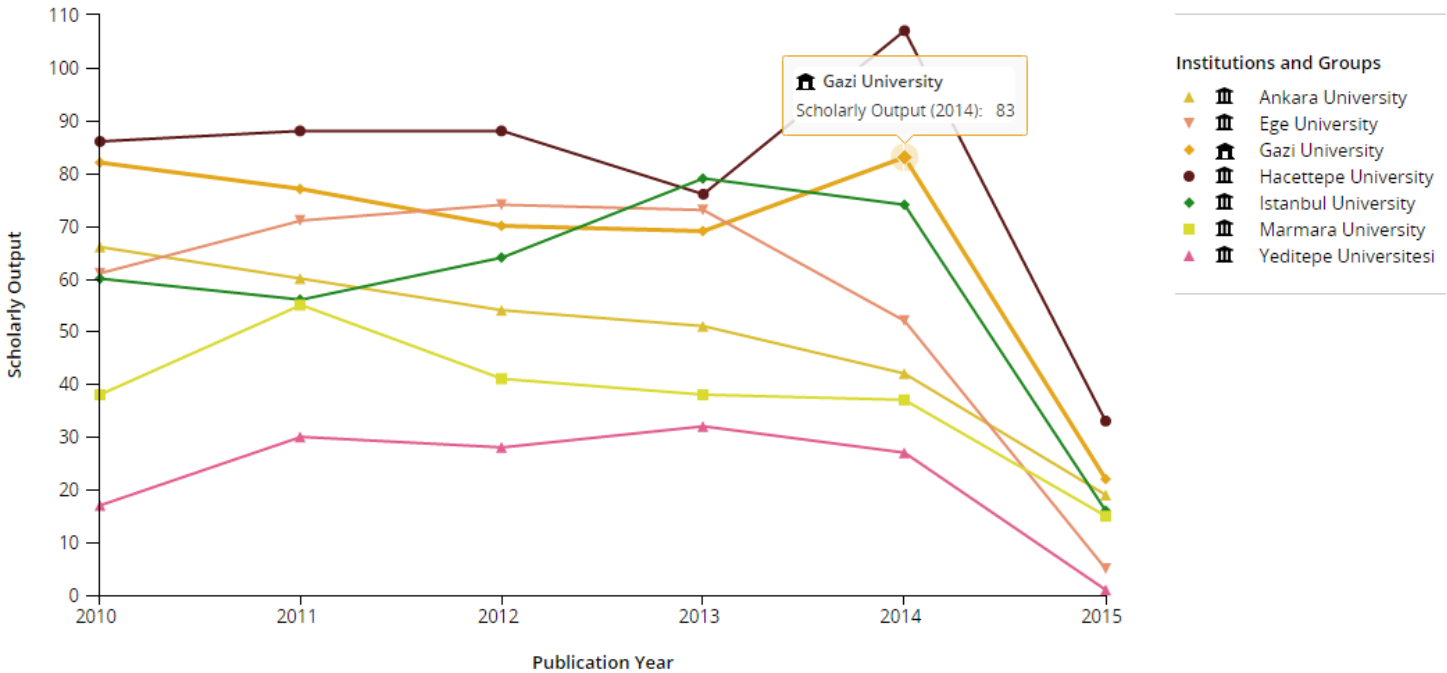
Scholarly Output 📊

Publication Year

Scholarly Output							
Entity 🏛️	2010	2011	2012	2013	2014	2015	Overall
■ Ankara University	66	60	54	51	42	19	292
■ Ege University	61	71	74	73	52	5	336
■ Gazi University	82	77	70	69	83	22	403
■ Hacettepe University	86	88	88	76	107	33	478
■ Istanbul University	60	56	64	79	74	16	349
■ Marmara University	38	55	41	38	37	15	224
■ Yeditepe Üniversitesi	17	30	28	32	27	1	135

Scholarly Output 📊

Publication Year



GAZİ ÜNİVERSİTESİNİN

“BİLGİSAYAR BİLİMLERİ” BİLİMSEL KONU BAŞLIĞI BAZINDA;

YAYIN PERFORMANSININ SEÇİLEN ÜNİVERSİTELER İLE KARŞILAŞTIRILMASI

(Yayın Sayısı–Makale Başına Ortalama Atıf–Uluslararası İşbirliği Yüzdesi)

(2010–2015)

Scholarly Output ⚙️

Citations per Publication ⚙️

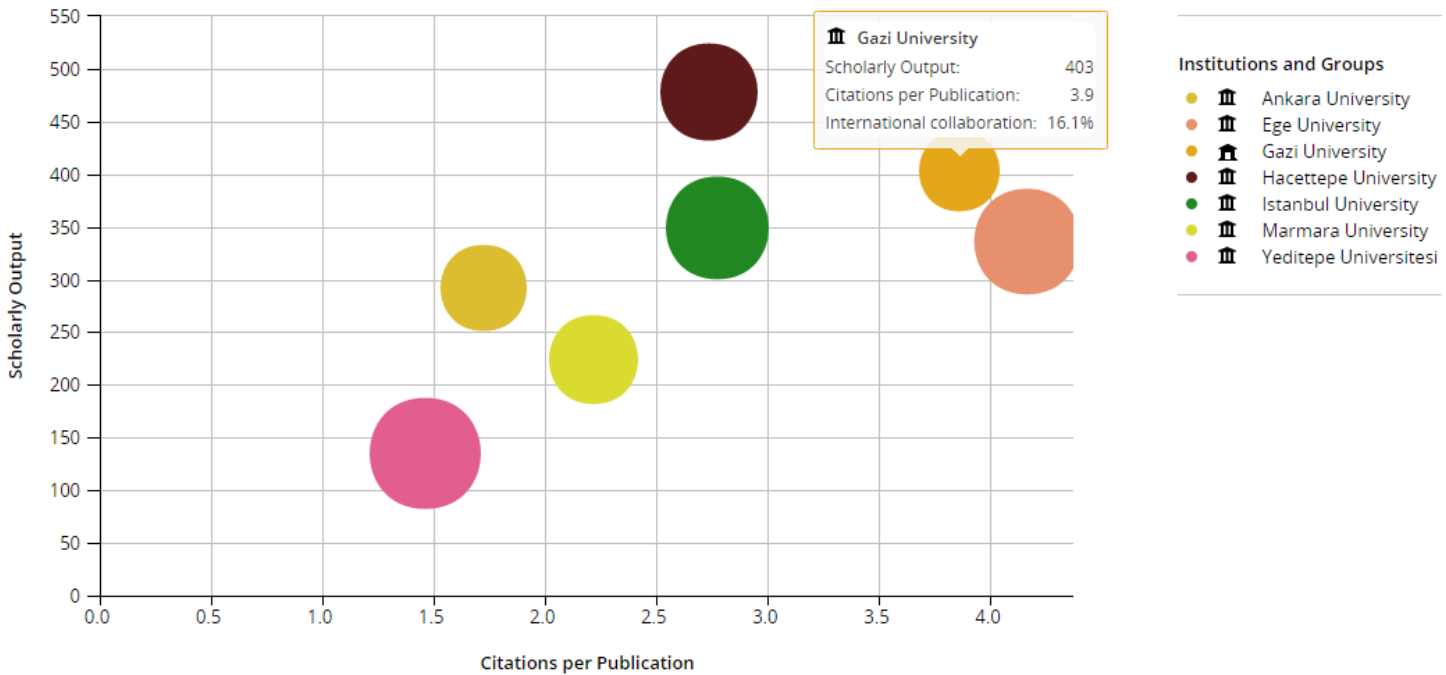
Collaboration ⚙️

Entity ▲	Scholarly Output	Citations per Publication	International collaboration (%)
Ankara University	292	1.7	18.5
Ege University	336	4.2	27.7
Gazi University	403	3.9	16.1
Hacettepe University	478	2.7	22.8
Istanbul University	349	2.8	26.6
Marmara University	224	2.2	19.6
Yeditepe Universitesi	135	1.5	30.4

Scholarly Output ⚙️

Citations per Publication ⚙️

Collaboration ⚙️



GAZİ ÜNİVERSİTESİNİN

“BİLGİSAYAR BİLİMLERİ” BİLİMSEL KONU BAŞLIĞI BAZINDA;

YAYIN PERFORMANSININ SEÇİLEN ÜLKE GRUPLARI İLE KARŞILAŞTIRILMASI

(Yayın Sayısı–Makale Başına Ortalama Atıf–İşbirliği Seviyesi Bazında)

(2010–2015)

Scholarly Output 🌐

Citations per Publication 🌐

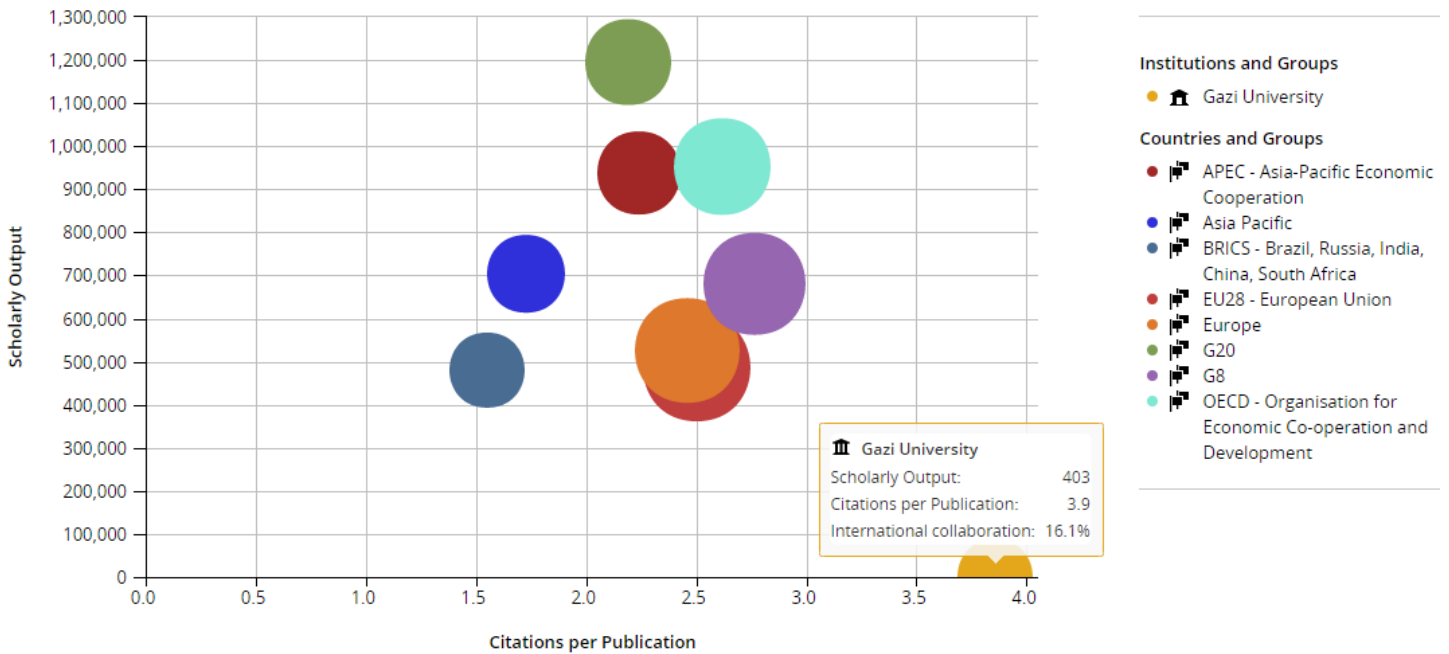
Collaboration 🌐

Entity ▲	Scholarly Output	Citations per Publication	International collaboration (%)
■ APEC - Asia-Pacific Economic Cooperation	937,953	2.2	19.8
■ Asia Pacific	703,850	1.7	17.7
■ BRICS - Brazil, Russia, India, China, South Africa	480,200	1.5	16.8
■ EU28 - European Union	486,089	2.5	33.5
■ Europe	525,808	2.5	32.4
■ G20	1,195,217	2.2	20.9
■ G8	680,581	2.8	30.6
■ Gazi University	403	3.9	16.1
■ OECD - Organisation for Economic Co-operation and Development	952,723	2.6	26.6

Scholarly Output 🌐

Citations per Publication 🌐

Collaboration 🌐



“BİLGİSAYAR BİLİMLERİ” BİLİMSEL KONU BAŞLIĞI ALTINDA
YAPILAN İŞBİRLİKLERİNİN ANALİZLERİ
(2010-2015)

GAZI ÜNİVERSİTESİNİN İŞBİRLİĞİ YAPTIĞI KURUMLARIN SAYILARI

(COĞRAFI BAZDA GÖSTERİM)

(2010-2015)

Institutions collaborating with Gazi University

Worldwide ▾

All sectors ▾

77 collaborating Institutions 184 co-authored publications



GAZİ ÜNİVERSİTESİNİN

“BİLGİSAYAR BİLİMLERİ” BİLİMSEL KONU BAŞLIĞI ALTINDA YAPTIĞI

BİLİMSEL İŞBİRLİKLERİ-EN FAZLA İŞBİRLİĞİ YAPILAN





















ÜNİVERSİTELER-KURUMLAR

(2010-2015)

Institutions collaborating with Gazi University

Worldwide ▾ All sectors ▾

77 collaborating Institutions 184 co-authored publications

Institution	Co-authored publications ▾	Co-authors at Gazi University	Co-authors at the other Institution	Field-Weight ▾
 Middle East Technical University	20	20 ▲	30 ▼	0.25
 Ankara University	18 ▲	22 ▲	23 ▲	0.33
 Selcuk University	14 ▼	14 ▼	21 ▼	1.86
 Hacettepe University	12 ▲	14 ▲	16 ▲	0.33
 Kirikkale University	12 ▼	8 ▼	16 ▼	2.08
 Baskent University	11	10 ▲	13 ▲	3.45
 Erciyes University	11 ▼	10 ▼	10 ▼	0.36
 Karadeniz Technical University	8 ▼	12 ▼	2 ▼	2.12
 University of Alabama	8 ▲	1 ▲	10 ▲	0.88
 Karabuk University	6	7	13	0.67
 Marmara University	5 ▼	6 ▼	5 ▼	0.40
 Cankaya Universitesi	5	10 ▲	6 ▲	0.60
 TOBB University of Economics and Technology	5 ▼	6 ▼	9 ▼	0.80
 University of Baghdad	5 ▲	7 ▲	2 ▲	0.00
 Universite Ferhat Abbas	4 ▲	7 ▲	4 ▲	0.00
 King Saud University	4 ▲	7 ▲	5 ▲	0.00
 Pamukkale University	4	4	4	2.00
 Universite de Mascara	4 ▲	7 ▲	1 ▲	0.00
 Universiti Malaysia Perlis	3 ▲	4 ▲	1 ▲	1.00
 Azerbaijan National Academy of Sciences	3	3	2	0.00

GAZİ ÜNİVERSİTESİ İLE AYNI ALANLARDA MAKALE ÜRETİMİ YAPAN

ANCAK GAZİ ÜNİVERSİTESİNİN HENÜZ İŞBİRLİĞİ YAPMADIĞI





















ÜNİVERSİTELER-KURUMLAR

(2010-2015)

Institutions not yet collaborating with Gazi University

Worldwide ▾ All sectors ▾ ← Filter for more (regional) detail or filter by field at the top of the page

5,069 not yet collaborating Institutions

Institution	Publications ▾	Authors	Field-Weight ▾
 Tsinghua University	14,410 ▾	11,366 ▲	1.22
 Chinese Academy of Sciences	9,850 ▾	11,089 ▲	0.83
 Harbin Institute of Technology	9,184 ▾	8,458 ▲	1.07
 Beijing University of Posts and Telecommunications	8,749 ▾	7,843 ▲	0.63
 Zhejiang University	8,620 ▾	7,725 ▾	1.11
 Shanghai Jiaotong University	8,576 ▾	7,233 ▲	1.10
 Beihang University	8,540 ▾	7,932 ▾	0.79
 Massachusetts Institute of Technology	7,935 ▾	5,135 ▲	2.36
 Carnegie Mellon University	7,706 ▾	3,874 ▲	2.35
 Huazhong University of Science and Technology	7,610 ▾	7,290 ▲	0.98
 Xidian University	7,037 ▾	5,809 ▲	0.88
 Georgia Institute of Technology	6,901 ▾	4,226 ▾	1.96
 National University of Singapore	6,885 ▾	4,208 ▲	1.72
 University of Electronic Science and Technology of China	6,624 ▾	6,486 ▾	0.68
 Northeastern University China	6,594 ▾	5,878 ▾	0.57
 Wuhan University	6,592 ▾	6,527 ▾	0.61
 University of Tokyo	6,591 ▾	4,585 ▾	1.19
 National University of Defense Technology	6,404 ▾	5,860 ▲	0.68
 Peking University	6,298 ▾	5,653 ▲	1.13
 Southeast University	6,255 ▾	5,049 ▲	0.97

GAZİ ÜNİVERSİTESİ İLE AYNI ALANLARDA MAKALE ÜRETİMİ YAPAN ANCAK

GAZİ ÜNİVERSİTESİNİN HENÜZ İŞBİRLİĞİ YAPMADIĞI





















ÖZEL SEKTÖR KURULUŞLARI

(2010-2015)

Institutions not yet collaborating with Gazi University

Worldwide Corporate reset filter

308 not yet collaborating Institutions

Institution	Publications	Authors	Field-Weight
 IBM	6,250 ▼	5,132 ▼	2.12
 Microsoft USA	5,244 ▼	1,764 ▲	3.80
 Nippon Telegraph & Telephone	3,052 ▼	2,320 ▼	1.32
 Intel	3,019 ▼	2,636 ▼	2.28
 IBM Research	2,639 ▼	2,155 ▲	1.98
 Alcatel-Lucent	2,375 ▼	1,227 ▼	2.07
 Hewlett-Packard	2,309 ▼	1,180 ▼	1.79
 Google Inc.	1,989 ▼	1,571 ▲	3.92
 Samsung	1,972 ▼	2,890 ▼	1.16
 Microsoft Research Asia	1,716 ▼	1,496 ▼	2.57
 TELECOM Paris	1,626 ▼	866 ▲	1.31
 Nokia	1,494 ▼	867 ▼	1.68
 Fujitsu	1,457 ▼	1,909 ▲	0.93
 NEC Corporation	1,363 ▼	1,131 ▼	1.30
 Siemens	1,307 ▼	1,038 ▼	1.31
 NICTA	1,230 ▼	673 ▼	1.88
 Thales	1,143 ▼	1,116 ▼	0.72
 AT&T	1,017 ▼	353 ▼	2.22
 Hitachi	1,009 ▼	1,477 ▼	0.98
 STMicroelectronics	904 ▼	1,056 ▼	1.45